



TALE WATERS THE VOICE OF THE NORTH ARKANSAS FLY FISHERS

March 10, 2020

NORTH ARKANSAS FLY FISHERS

Tale Waters

North Arkansas Fly Fishers meetings are held on the 3rd Tuesday of each month. Meetings are held at the Van Matre Senior Center located at 1101 Spring St Mountain Home, AR 72653. Membership meeting starts at 7:00 pm. All members and guests are welcome and encouraged to attend.

NAFF Board of Directors' meetings are held on the first Tuesday of the month at 1:00 pm 1st Security Bank on 9th St. All members are welcome and encouraged to attend.

Visit North Arkansas Fly Fishers
Online at

www.northarkansasflyfisher.org

Officers

President — Dave Boyer (972) 670-2425
Vice President — Susan Parsons (618) 791-3638
Secretary — Patty Lueken ((501) 681-0198
Treasurer — Pat Smith (870) 425-3968

Directors

Conservation — Tommy Hagan (870) 430-2091
Property — Kevin Boddy (870) 421-7804
Education — Ceil Gasiecki (219) 776-9620
Membership — Paul Ashton (870) 425-9230
Past President — Mike Tipton (870) 404-8845
Appd. by Pres. — Danny Barker (870) 424-4110

Denis Dunderdale to Speak in March “How to Teach Fly Fishing to Kids”



At the March NAFF meeting, Denis Dunderdale, long time NAFF member and Regional Educator for the AGFC will talk about how to teach fly fishing to kids.

Being a native of New England, Boston to be specific, Denis has spent the majority of his life in the outdoors. As an architect for FedEx, a job transfer to Memphis initially brought him to the South in 1993. He has not looked back since. Having a passion for fly fishing, it was not long before he was introduced to the world-class trout fishing on the White and North Fork Rivers. When FedEx offered early retirement in 2003, it was an easy decision for him to set anchor in the Twin Lakes area, and make Cotter his home. After guiding for several years, the opportunity presented

Corona Virus?

Recently we were asked what measures North Arkansas Fly Fishers has in place to minimize the spread of viruses at the upcoming Sowbug Roundup. Given the activity of flu virus this year and heightened concerns about the novel corona virus we would like to assure our attendees that we are implementing measures to minimize the spread of viruses at the event.

The Center for Disease Control's recommendations for minimizing the risk of contracting the flu, corona virus or other virus have not changed, but we are more aware of them this year. Those measures include good hand hygiene, disinfecting frequently touched surfaces, and avoiding people who are ill. They also recommend that if you are ill you stay home to avoid spreading pathogens.

Per CDC recommendations, hand sanitizer will be available at the Sowbug for use at multiple locations. We will be regularly disinfecting the surfaces of frequently touched items and we will have plenty of hand soap available.

We have been in communication with Baxter Regional Medical Center regarding their process. When a patient en-

Tale Waters is published 2nd Tuesday of each month. Article deadline is 1st Tuesday of the month.

Staff: Mike Tipton & Rita Billbe

Contact:

sowbug@northarkansasflyfisher.org

Cont. page 2

Cont. page 2

itself to join the Arkansas Game and Fish Commission as their Regional Education Coordinator for North Central Arkansas. Presently, Denis serves 11 Counties in the region and leads educational programs addressing all elements of "Outdoors in the natural State".

Denis is a certified trainer in many areas of outdoor education including:

Boater Education

Hunter Education

Bowhunting Education

Fishing in the Natural State (F.I.N.S.)

Fly Casting Instruction

SCUBA

Shooting Sports

Archery

In addition to the above, Denis spends much of his time delivering related programs to school groups and civic organizations and sportsmen's clubs.

Denis lives in Cotter, AR, with his wife of 30 years, Emilie, along with his Hunt Test Champion Labrador Retrievers, Rouxbie and Jake.

Weather Cancellation Policy

NAFF Activities or Meeting will be cancelled or postponed when the Mountain Home Public Schools Cancel Classes.

Check KTLO radio website for school closing info.



NAFF MEMBERS AT THE "GEEZER HOLE"

March President's Message

How many times have you fished and noticed the amount of trash and discarded monofilament line around the area? Seems like every time I wade fish, at the boat ramps and lake shores, there is trash in the immediate area. Last club trip to the "Geezer Hole" (Dam 3) at the Spring River, I found two huge discards of monofilament line, one from a bait fisherman, the other a fly leader/tippet including the used fly. I immediately picked them up and put them in an un-used pocket for later disposal.

Part of our responsibility as good fishermen is to make sure we leave the waterways in better condition that when we arrived. As Fly Fishermen we are conscious of our catch/release techniques, using barbless hooks, not fishing on Redds (spawning beds), and other issues that are dear to our hearts.

We should also take pride in our fishing environment. I suggest that anytime we find discarded monofilament to pick it up immediately

and discard properly. I would further suggest to carry an old grocery bag; and when you are done for the day, pick up any trash you find. One small bag may not seem like a lot but over time it will make a difference. No need to go out of your way, just make a concerted effort and we can help keep our rivers, streams and lakes looking nice for the visitor and ourselves.

Dave Boyer

Virus

ters the ER, they are immediately screened. If there is any suspicion that they have flu or corona the patient is provided a mask and put in a negative pressure room away from other patients. This will limit exposure to other people.

We would like our participants and guests to know we are doing all possible to make this year's Sowbug Roundup safe and as fun as every year.



What To Do At Sowbug??

The annual Sowbug Roundup is like a family reunion. Old friends, fishing buddies, kids and grand-kids, experts and newbies come from every corner of the country (plus other countries) for the event. Some come to tie flies. Others come for the comradery of meeting folks that have the same goals – to become better at fly fishing and tying flies. It's a totally wonderful, friendly down-home feeling that brings people back year after year.

Sowbug actually starts sometime on Wednesday, March 25th. That's when the Baxter County Fairgrounds are transfigured into a colorful celebration of fly fishing. All of the tying tables, vendor booths, auctions and raffles are set up for the participants who will start arriving by noon. The dozens of volunteers create an atmosphere that is part county fair, part exposition and part circus. What Fun!



Also, this year, if you happen to arrive early for the show, Duane Hada is offering a painting class from 9:00 – 3:00 on Wednesday.

Fly of the Month
On Vacation at the Rivera
Maya in Mexico.

If you have the time, and the artistic inclination, local artist, Duane, will help you produce a spectacular painting of a trout in his "Fish Portrait Watercolor Workshop". If that entices you, more information can be had by calling 870-425-3898. All materials will be provided. There may be a Rembrandt hidden under your fishing vest.

Wednesday evening officially welcomes Tyers from over 30 states to this year's Sowbug. A cookout for their pleasure assures they have time to greet old friends and make new ones. Hugs, handshakes and kisses are everywhere.

Early on Thursday morning the over anxious tyers, vendors and NAFF volunteers start streaming into the freshly redecorated Fairground building. With about 140 tyers it means a whole lot of feather, furs and hooks are coming through those doors! They don't tie at once, thank goodness; so over the next three days there will be ample time to watch hackle, lint, deer hair and fuzzy stuff be magically transformed into the most unique fish catchers ever. Just to immerse one's self into such an array of talented feather crafters is a dream come true for fly fishers everywhere.

That's not all, of course. There are seminars going on daily, which will teach you how to catch fish like the experts. Every year the Sowbug Roundup has a central theme and this year's is "Warm Water Fly Fishing". Highlighting the many presenters, Dave and

Emily Whitlock, will instruct and intrigue you on the intricacies of catching bass, panfish and other finny fighters that inhabit the warm water lakes and streams of North America.

In-between the presentations (be sure to get a schedule), the public is invited to peruse the vendor booths for: tying materials, tackle to intimidate trout and bass, guide trips, t-shirts, artwork and the latest and greatest colors of dubbing you can imagine.

Then there are the silent auctions and raffles that go on every morning and afternoon. There are literally hundreds of prizes that assure even the unluckiest angler that they can come away with a treasure. Tickets for the raffles aren't expensive and bargains abound at the silent auction tables. The excitement is so thick you can see it in the air.

Speaking of bargains, the NAFF "Hooks & Books" booth is overflowing with angling literature this year. We have the most books, vintage to current, ever accumulated. Fly tying hooks, feathers and professionally tied flies are also up for grabs. They are so inexpensive you will want to stock up.

If you aren't exhausted on Thursday evening, there is an open house at our newest fly shop. You can head to Mike Schrader's "Flywater Outfitters" shop in Gasville at about 5:00. But you better get to bed early because Friday is a really big day at the show.



With all that is going on your significant other might need a little R&R. If threads and needles are

the favorite past time, then the Ladies Sowbug Retreat at the Sew Unique Quilt Shop in Mountain Home might be just the ticket. They can fill their time by making a Table Runner at the shop from 10:00 – 4:00. All materials, lunch, snacks and even door prizes are provided. Call 870-424-4739 for more info.

While she is occupied, you might get a little shopping in at the show or make a quick run to one of the five fly shops in our area. You might “need” a new reel for that rod you are going to win on silent auction.

You better make a checklist of what you want to see and do at Sowbug, because every day is different and filled to the top of the creel with activities. Friday evening brings the Fly Tyer’s Dinner or “Shindig”. Food, drink, music, live auctions, awards and guests of honor all add up to an event that will be remembered.

You might think that by Saturday you will be too tired to see one more dry fly or bass bug. Remember you have to have your priorities. By 12:00 Noon the drawings for the special raffles will take place. Lucky ticket holders will go home with a brand-new kayak, a

Sage rod and reel outfit, a new pair of Simms waders and boots, and a complete Redington outfit to be used on an all-day guided trip on Norfolk Lake.

After lunch you better get to your favorite vendor one more time. Pick up a new book at Whitlock’s, find a vintage book and a pocket full of flies at Hooks & Books, dig for that exotic color hackle at Golden Rule, or book a trip for monster browns at Dally’s. After lunch is also when we give out a lot of free fishing stuff to kids.

As the afternoon wears on the last daily raffle will close. The last daily silent auction will end and the 3-day silent auction will see the last bid placed. Prizes from Yeti, Sage, Montana Fly Company, art work, fly tying vises and ... the list goes on, will be carted home.

For the people working at the show, it’s all sort of a blur of faces, friends, fishing and the final countdown. The Sowbug Roundup will be back next year even if some of us can’t make it, because this show is Greater than the Sum of its Parts. We as anglers need this event to renew acquaintances, retell fish stories, and show off our latest fly and to be rejuvenated for the coming season. Be well, be careful, and be kind to all those fish you are going to catch. See you next year at the Sowbug Roundup ... a Celebration of Fly Fishing.

Dennis Galyardt

Spring River Report

Water levels are at 480 cfs, 350 avg, at the spring and water clarity is good. Water levels are up making for tough wading in the main channels. Water color has been a normal green tint. A lot of the recent heavy rain has missed this area.

Fishers are catching really nice rainbows on Y2Ks and olive woolies. Doesn't hurt to weight the flies extra when tying or use of a split shot to help to get down to the fish. If you’re not hanging up on the bottom occasionally then you may not be getting deep enough. The smallmouth have been biting well on olive with the warmup the last few days. This is a great time to get out on the water. Starting in March stocking will increase from 1700 during winter months to 7000 rainbows in preparation for the summer fishing.

A trout management plan is in the works and will hopefully be put into place this year. We are all hoping for some catch and release areas on the river. Trout permits increased in price last year and money is earmarked for rebuilding Jim Hinkle fish hatchery that was damaged during a 2017 flood. When these 2 things come into place, it will really make Spring River an even better trout fishery. And it is great now! Great things are happening on the Spring River.

Tight lines and good luck,

Mark Crawford

Sowbug Tyers' Report



The notices are done, now for the tying! We still have about 135 tiers, some added some have cancelled, and trying to accommodate all with at least two sessions each.

This year we are going to charge \$10 to take one of the fly tying classes to cover material and building costs. We have Dave Cornue teaching a class on his Trailer Trash Articulated Fly and one called a Crystal Fish. Michael Schraeder, Jr. teaching his Wasabi Frog. Dan Montayne, from Texas, will be teaching a Texas Water Wasp pattern, and finally Larry Wegmann with his classic streamer class. Classes will be held at the Chamber of Commerce building this year to give us a dry, heated space, rather than the 'barn' we had last year. If you want to take a class, contact me and I will reserve you a spot

Our featured tiers are very experienced, and all have been to Sowbug in the past. Mike Morphew, Joe Jackson, Son Tao and Mike Stewart are all talented and will put on some excellent demonstrations. Make sure you stop and see what they will be tying and discussing.

The Tiers Dinner is confirmed for the American Legion Hall, 717 Market Street, Mountain Home, AR 72653 at 5:00pm on Wednesday, March 25th and we are expecting about 140 tiers and guests. Ron Beasley will be ramrodding the dinner and we have some volunteers, but always need more. The American Legion Hall has plenty of room on the inside with tables, a kitchen, gas grill and parking! If you are interested in helping, please contact Ron or me.

Thanks,

Dave Boyer

TFO Rods
NICHOLAS CONKLIN
SPRINGBROOK
Mangrove

8105 Sovereign Row
Dallas, TX 75247
800.638.9052
Cell 616.616.3149
Fax 214.638.9053

Nick@TFORods.com
TempleForkOutfitters/Facebook
www.tforods.com

Fish with OZ
OZ Custom Fishing Rods
31 Sunrise Court
Mountain Home
AR 72653
Fly Spinning Casting
www.fishwithoz.com 870 736 2270

STREAMSIDE FURLED LEADERS
Proudly handcrafted in the USA
Michael Moline
(630) 209-3337
mike@streamsideleaders.com
streamsideleaders.com

WAPSI
QUALITY FLY TYING MATERIALS
SINCE 1945

BADGER TENKARA
Fish More - Fuss Less

Fixed-Line Fly Rods for Trout, Bass, Panfish, & More
All Purpose CLASSIC Adjustable Length BAD AXE
Bigger Fish WISCO Ultra-portable UNC

Learn about Tenkara and explore our Blog, Trip reports, and Videos
at
www.badgertenkara.com

Bill Shank
Rivers Edge Marketing
Fly Fishing Manufacturers Rep
307 North Meadow
Nixa, MO 65714
Cell 417 708 1579
troutboy8747@yahoo.com

Darin Jacober 573-489-4213
3creeks
outdoor group, llc
darin@3creeksgroup.com
2606 Aster Court • Columbia, MO 65202

Like us on Facebook @ FlysandGuides
Follow us on Instagram Lisa_flysandguides & Flysandguides

MooseCreek Knives And Rods
Keith Gann
Handcrafted hunting and skinning knives
Bamboo rods restored and repaired • Custom leather sheaths
Bamboo flyrod/reel display pieces • Hand tied spun deerhair poppers
Collectible fly fishing books
3959 N. 60th St.
Kansas City, KS 66104 913-299-9603
kmgann@swbell.net

LEDGE BETWEEN THE LAKES
607 County Road 11
Mountain Home, AR 72653
870-430-5216 VRBO #7267874
www.LodgeBetweenTheLakes.com
Steve & Betsy Johnson - Hosts

River Fishing Report



Can you say traffic jam? Opening day at the dam had more boats in it than I've ever seen before. 30 for sure and perhaps 40 boats at one time and believe it or not the fish took flies well. During February the traffic jams continued on the weekends so if you have a hankering to fish this river, then pick a time from Sunday through Thursday and be prepared for some high water, long leaders and, 3/0 split shot.

Speaking of high water!! Looks as though we are going into another high-water year. If January and February are any indication and we get just normal amounts of rain in March and April, then expect another high-water year. Yep! "THE NEW NORMAL" oh how I hate that phrase; but since I am such a bad predictor, perhaps it won't come true.


OK! Here is what the fish have been biting on in February. Plastic beads set up Alaska style (this has gotten huge), shad patterns, white streamers (meat whistles), yarn

eggs in golden nugget and steel head orange sometimes with a dropper worm or midge. Soon we will be moving into the caddis hatch and the number of caddis nymphs has exploded on this river (if you want to see some examples go to <http://theflyfishing-store.com> and click on flies then hover over caddis). As you can see the number of these flies has grown. The nice thing about tying your own flies is your imagination knows no bounds. This caddis hatch generally begins around the middle of March and can go through early May followed by the sulphur hatch. I must say that the variations of sulphurs is also growing (see web site above for more examples).

So just to follow up: Expect a high-water spring and early summer and be prepared for it with long leaders, big indicators and heavy split shot (learn the water haul) as it provides some safety to you and your fisherman

Jimmy T.

Wishes & Fishes Fly Shop
627 Central Blvd
Shop # 870-445-3848
Cell # 870-404-8906 Fishing



Fred Bach
STONEBROOK PRODUCTS
821 Christensen Rd.
Mtn. Home, AR 72653
(870) 492-4715
fbach@centurytel.net

MAYFLY 2 TRUE ROTARY VISE

Dally's Ozark Fly Fisher
"Your Gateway To The White River"

www.theozarkflyfisher.com 1200 West Main #7
Cotter, AR 72626
Water Releases: 870-431-5311 870.435.6166

Crooked Creek Canoes

Canoe Rental & Shuttle Service
Jimmy & Becky Walker

870-404-6054

1002 MC 4006 • Yellville, AR

Arkansas Stream Team Member - Snow Access



Get your
money's worth.

Choicehotels.com/AR607

Ricky Johnson
Owner/General Manager

T 870.424.9000 F 870.425.0691
comfort@suddenlinkmail.com
1031 Highland Circle
Mountain Home, AR 72653

Cotter Trout Lodge

Carolyn Gill / Jane Hatchet

870-435-3000

107 Harding Blvd.
Cotter, AR 72626
Trout Capital USA
cottertroutlodge@gmail.com



(870) 365-6277

www.trouthousecabin.com

GOLDEN RULE FLY SHOP

"You could pay more, but why would you?"



Steve Couch
goldenruleflyshop.com
918-456-1903



Duane Hada's Rivertown Gallery
104 East 7th Street • Mountain Home, Arkansas
870-425-3898 • www.rivertowngallery.com

Musings of a Fly Fishing Guide

“Line Management Skills ”

I am convinced that many people learning to fly fish quickly give up the sport because of the line management skills required to be a good fly fishing angler. Managing the fly line and leader during a cast and controlling fly line often becomes too much to handle. They become frustrated and give up fly fishing before they have hardly begun. However, in order to become a good fly fisherman, you must embrace the mental challenges and develop good line management skills that the sport demands. If you don't, you will be very limited in your ability to catch fish.

When teaching new clients to fly fish, I take them directly to the water and start fishing right away. I do not do any fly casting yard work or classroom training beforehand because I want them to experience a fighting fish on the end of a fly rod as soon as possible. After catching several fish, they will either give up fly fishing because they think it's too complicated, or they will make a concerted effort to get better with the understanding that good line management skills are a big part of becoming a good fly-fishing angler. I don't see a point in wasting their time if the desire and passion for the sport of fly fishing is not there.



As a fishing guide, many of my clients demonstrate poor line management skills—poor casting and bad line mending practices being at the forefront. After a cast, some of them like to hold the fly line in their left hand and their rod with the right hand. After hooking a fish, they are totally out of control, with one hand holding fly line and the other holding a fly rod as they try desperately to bring in a fish. Some anglers will correctly place the line over their index finger of the rod hand and secure it by pinning the line against the cork handle; however, they strip in line from the front of the rod hand instead of from behind. Trying to make a back cast with so much slack line out in front of them is a recipe for disaster. The line and leader usually end up wrapped up around them or me, and sometimes even both of us! Most anglers like to strip their fish into the net instead of playing their fish from their reel. By doing that, they

risk having fly line wrapped around their feet and legs, their fly reel, or the leg of a chair when fishing from a river boat. As a teaching guide, I try to correct many of their faults, but some anglers have been doing these things for so long that trying to change them is like pulling teeth. They know better, but they are at a point in their fishing life where it becomes difficult to change old habits. The consequence is that they hook and land fewer fish because of poor line management skills.

Good line management skills begin as soon as you pick up a fly rod. Just holding a fly rod in one hand and then the fly line loaded with a leader-tippet, indicator and two flies with the other requires good line management skills from the outset. Fly anglers know that you can create a tangled mess of leader-tippet and flies just by holding them the wrong way. You can have a tangled mess before you

make that first cast if you are not careful! Once you make that cast, you should place the fly line over two fingers—your index finger and the finger next to your index finger—and securing the line by pressing it against the underside of the cork handle of your fly rod. You should start mending as soon as your fly line lands on the water and continue your mending throughout the drift. You take up slack line by stripping from behind your rod hand using your left hand. To feed line out, move your rod tip from side to side. With your rod tip pointed down towards the water, keep your slack line to a minimum between the rod tip and indicator. Also, make sure you have all of your slack line taken up before starting a cast—many anglers try to cast their way

out of trouble with slack line out in front of them, and they end up with a tangled mess of fly line, leader and flies. You can't cast your way out of a bad situation, but I have watched many anglers try to do just that. Make sure that you wait for your fly line and leader to straighten out on your back cast before you start your forward cast. Starting your forward cast too soon will cause the line to loop behind you and collapse upon itself, resulting in a nightmare of tangles between leader and flies. Fly fishing requires knowledge of the mechanics of fly casting and line management, concentration, and a passion to continually improve your skills.

Having good line management skills will make you a much better fly angler. You will spend more time fishing your flies rather than untangling them. If you have bad habits, work on correcting them. Remember, line management begins when you pick up a fly rod, and it doesn't end until you lay it down.

Danny Barker

Fly Fishing Guide

Membership Report

It is Sowbug time again, which means that most of our club members have their membership dues up for renewal. More than ½ of our members have joined the club at or around our annual Sowbug event.

Electronic reminders have been sent out however I'd like to remind our members about the option of lifetime memberships.

This option eliminates my yearly nagging about your overdue dues, simplifies your entry at Sowbug each year, and can save you money on your yearly membership dues.

Senior Life - \$150

Sr. Family Life - \$175

Individual Life - \$175

Family Life - \$300

If you would like more information about these options, or would like to convert your current dues to a lifetime membership, please contact me at naffmembership@gmail.com


Remember, your NAFF membership gets you into the Sowbug event for free. Please stop by the Membership desk to check in to make sure we have your contact information correct, provide you with your name tag (if you don't already have it), and check that your dues are paid up.

Paul Ashton

NAFF Membership




Whitlock Fly Fishing
 Dave Emily
 PO Box 60
 Welling, OK 74471
 toll free 888-962-4576 • tel 918-207-0005
 fax 918-207-0050 • whitlock@davewhitlock.com
www.davewhitlock.com



Donna Gellenbeck
tee's by Donna
 139 Dogwood Lane
 Lakeview, AR 72642
 870-620-0037



Rim Shoals RESORT
 White River • Arkansas
www.rimshoals.com



Buffalo City Guide Service
 White & Norfolk River Trout Fishing
 Fly Fishing with Nymphs
 Spin Fishing with Jigs
 Danny Barker • 870-424-4110
 429 CR. 638 • Mtn. Home, AR 72653
barker002@centurytel.net

February Fishing Outing Report“ Dam #3 - Spring River”

The February NAFF fishing outing was to the Dam #3 Access to the Spring River. This access is a mile or so south of the town on Mammoth Spring. Six NAFF members participated in the outing: Mike Tipton, Bob Jensen, Dave Boyer, Bob Schossow, George Miller, and John Barnhart.

The trip was a success. Everyone caught a few trout. Dave Boyer landed a 23 inch rainbow. At one point during the morning discussion it reached a solid 26 inches. Mike Tipton landed a “nice sized” sucker. It had all the characteristics of a brown trout until it was “brought to hand”. All participants had an opportunity to explore the “geezer hole”.

The weather was cool and breezy but sunny. We had a good time.

The next outing is to the Patrick Bridge access of the North Fork of the White in Missouri.

March Fishing Outing Patrick Bridge Access to the North Fork of the White

The March NAFF Fishing Outing will be to the Patrick’s Bridge access to the North Fork of the White River in Missouri. The river has wild rainbow trout and stocked brown trout. According to Dennis Galyardt, one time guide on the river, the North Fork of the White, unlike the Norfork, is a real river that requires real fishermen to catch fish. Join us on the outing and find out for yourself.

By the time of the outing the caddis hatch should be going strong so caddis imitations (dry flies, soft hackles, etc.) should work well. Dennis Galyardt recommends: Wet flies: Cow Dung, Wickham’s Fancy, Hare’s Ear #12, Caddis Emerger with bright green body, #14 or 12, Elk Hair Caddis, tan or olive body, #14 or 12, Wooly buggers, black, olive, white, #10 - 6.

The river bottom tends to be slippery. My experience has been that

it is not “if you will fall” “but when you fall”! Studded boot soles are recommended. Felt soles are prohibited!

It will be easiest for you to get Missouri fishing license from Missouri Department

of Conservation website (<https://huntfish.mdc.mo.gov/fishing/permits>). A daily nonresident fishing permit is \$8 and a trout permit is \$10.00. There is an app that lets you keep you permits on your cell phone. You may be able to purchase fishing permits at the Tecumseh general store.

We will meet at 7:30 at the old MacDonald’s diagonally across the street from the Harp’s shopping center. It is about an hour drive to Patrick’s Bridge.

Contact Mike Tipton to sign up or for more information.

870-404-8845 or michaeltipton@centurytel.net

NAFF Outing Schedule

March - North Fork of the White: Patrick Bridge, Thursday, Mar. 19

April - County Oaks B&B Pond, Mountain View, Thursday, April 23

May-Mirror Lake, Blanchard Springs Cavern, Thursday, May 28.



ozark mountain TRADING COMPANY

Larry Jenkins (479) 299-9227 larry@ozarkmtc.com
Bruce Jenkins (918) 809-5357 bruce@ozarkmtc.com

Store # 870-778-0070
 124 McLean Ave., Cotter, AR 72628
www.ozarkmtc.com

BreamBugs.com

1-800-513-7041

Protect Riparian Areas

“Three Rivers, Two Lakes, One Beautiful Life” is how the Mountain Home Chamber of Commerce brochure welcomes visitors to our area. For those who are fortunate to own property on an area lake or river there both rewards and responsibilities. The “riparian” areas (the land that joins the water’s edge) requires special attention and is subject to special regulations. The riparian area is nature’s method of protecting/filtering runoff water before it enters the river and also protecting the river bank from erosion.

Bull Shoals and Norfolk Lakes have US Army Corp of Engineer (USACE) buffer zones surrounding the shore lines (riparian areas) which prohibits cutting trees, clearing brush or in any way changing the natural landscape, without prior USACOE permission, which in most instances is rarely granted. These restrictions protect the shorelines from erosion and also add to the esthetic beauty of the lakes by controlling development.

Area rivers however, and especially the White and Norfolk tailwaters do not have the same protections as Bull Shoals and Norfolk Lakes riparian areas. The USACOE has jurisdiction of the river water up to the “high water” mark and Arkansas Department of Environ-



LAND OWNER HAS CLEARED RIPARIAN AREA WHICH MAY RESULT IN INCREASED SEDIMENT IN RIVER

mental Quality (ADEQ) has regulations regarding larger developments along the rivers. For properties of an acre or less the responsibility for protecting the riparian areas lie with the land owners. Most land owners along the rivers want a view of the river and perhaps private access allowing them to swim or launch a boat. This requires some clearing of the riparian area which has both “seen” and “unforeseen” costs and consequences.

“Seen” costs and consequences include the upfront cost of clearing and perhaps placement of rock riprap to stabilize the bank. If proper precautions aren’t taken to protect erosion during clearing of the riparian area, significant sediment and perhaps debris will enter the river. If the added sediment or debris is significant, the ADEQ may levy fines to the responsible party or parties.

“Unforeseen” costs and consequences include the future costs of protecting the bank as river water erodes behind and under the riprap. In addition the change in the river bank may cause changes to the downstream neighbors’ banks increasing the rate of their bank erosion.

If the natural riparian area is cleared it may require Property and Stream Modifications such as riprap. Such modifications are regulated by the Arkansas Game and Fish Commission, (AGFC), ADEQ and the USACOE.

Good advice can be sought at the local AGFC office.

PLEASE SEEK GUIDANCE BEFORE CHANGING RIPARIAN AREAS - NOT AFTER!

The AGFC provides guidance on how to protect river property in their “Protecting Your Investment” A Landowner’s Guide to Understanding Riparian Areas, pamphlet available free at our local AGFC office.

Here are some points to keep in mind, especially relating to trees, native grasses, and native shrubs in a riparian area.

PRESERVING TREES

Views of the water can still be beautiful when filtered through trees or framed by trees. Tree roots help stabilize the bank. To remove a living tree below the high-water mark requires a permit from the USACOE. Above are photos showing how some area landowners have obtained a view while preserving trees.

PLANTING TO RESTORE A RIPARIAN BUFFER ZONE

The riparian buffer zone near the water would ideally include the vegetation as wide as the stream width itself. A diverse mix of native grasses, shrubs, and trees is recommended to protect streambanks from erosion, filter pollutants and sediment from runoff,

slow floodwater, provide wildlife habitat, and enhance recreational use of the water. Technically, the buffer zone may be wider than the actual riparian zone and could be defined as the land interface that influences and/or is influenced by the adjacent water.

NATIVE GRASSES: Native warm-season grasses filter sediment from runoff and support wildlife. Their deep roots (much deeper than cool-season grasses such as fescue) prevent erosion and are drought-resistant. Examples are big bluestem, little bluestem, broom sedge bluestem, indiangrass, switchgrass, side oat gama, and eastern gamagrass. Planting these grasses from seed may appear to be more expensive than planting fescue, but since their root system can penetrate to soil depths of 10 feet or more they are far more effective stabilizers/filters and are far

less likely to require reseeding, once established.

NATIVE SHRUBS AND TREES: Shrubs and trees retain fertilizer nutrients to help prevent algae blooms, buffer pesticides, stabilize banks, and protect livestock and flooding damage. Alder, buttonbush, willows, and elderberry are native shrubs well-suited to riparian zones. Well-adapted native trees include sycamore, dogwood, persimmon, hackberry, ash, sweetgum, sassafras, oaks, hickory, box elder, birch, locust, and wild plum.

Please Protect Our Riparian Areas and Water Quality.

Thank You
Steve Blumreich
President
Friends of the North Fork and White Rivers



Land Owner has added rock riprap to slow erosion after riparian area was cleared.

**Berry Brothers
Guide Service**
Flyfishing For Trout

John Berry
(870) 435-2169
www.berrybrothersguides.com



408 Combs Avenue
Cotter, Arkansas 72626



Jerry Cook

219 N Jefferson Saint James, Mo 65559 573-265-2844
www.jcookflyrods.com

Your Fly Fishing Specialist



Warm Water Fishing

Finally, "Spring has (well almost) Sprung"! Not only is the Spring Equinox early this year, but the mild temperatures that we've been enjoying this month seem to be a little early as well. The results of this warmer weather and longer days are causing wonderful changes all around us here in the Ozarks! These changes are becoming more and more evident on both "Land and Sea" so to speak.

March typically is a time of significant change in our warm water fisheries. As water temperatures climb, fish will not only become more active, but will also begin to move shallower, thus making them more accessible to fly anglers. This accessibility is not limited to just those with some type of watercraft. Obviously having a boat or even a kayak will greatly increase those opportunities to fish a variety of areas on our lakes, rivers and even some creeks. However, wade/shore bound anglers still have plenty of "quality" water to fish in our area.

By the time the newsletter comes out, the surface temperature on Bull Shoals and Norfolk Lakes should be in the low 50's. Once the water hits 58 degrees the much anticipated "white bass run" will begin. These spawning "Temperate Bass" move up into tributary areas like Bennett's Creek and Big Creek on Norfolk and Jimmie Creek on Bull Shoals. This activity can last up to a month, making for some seriously fun, 6wt rod bending action! Size 4 and 6 Clouser Minnows in olive/white, gray/white and kingfisher blue/white seem to be very effective on these spawning whites. Be mindful that these fish can and will get into some skinny, clear water, so a fluorocarbon tippet can be beneficial at times.

In addition to the white bass run, March's warmer water conditions should get a variety of other fish in the mood to chase a fly! Crappie, Kentucky and largemouth bass as well as hybrids and striped bass will all be feeding more aggressively during this time of transition. Look for these fish to move back into creek arms where water will

typically warm faster. It's not unusual to catch a variety of species in the same area during the spring. Again shad and minnow patterns will be most effective.

At Sowbug this year Jr. and I will be doing a presentation Thursday afternoon on fishing Norfolk and Bull Shoals Lakes. If you get a chance please sit in! If you can't attend the class, please stop by our booth anytime during the show.

Michael Schraeder

Flywater Outfitters

DAVY WOTTON
World-Class Fly Fishing



- American International Schools of Fly Fishing
- Outfitter and Guide Services for the White River region.
- Custom Flies and Fly Fishing DVD's

Cell: 870-404-5223
davyfly@ozarkmountains.com
www.davywottonflyfishing.com

WE'VE GOT IT COVERED
I.T.S. Inc.



5518 Hwy 5 North
Midway, AR. 72551
Phone 870 481 6856
FAX 870 481 9857
E-Mail sales@itesyes.com

Fun for Family and Friends

Miles & Michelle Riley
129 CR 640
Mtn Home, AR 72653
870.425.4221
info@rileysstation.com
www.rileysstation.com



RILEY'S
WHITE & BUFFALO
OUTFITTER

Wishes & Fishes

Guide Service  Group Trips
FLY SHOP

FlyFishArkansas.com • 870-445-3848 • Bull Shoals, AR

Kayaks & Fishing

Not too long ago kayaks were thought of as small, cockpit style, unstable pieces of plastic with no cupholders. Fast forward 5 years and there are an overwhelming amount of kayaks of all shapes and styles ranging from lake and coastal touring to small play boats. What the majority of us are interested in are Fishing kayaks, or even better Fly Fishing Kayaks. A fly fishing kayak is a stable, sit on top style, with a nice chair and room to cast with almost no tangle or snag points for your fly line. Examples are the Jackson Mayfly, Nucanoe Frontier series, Native Slayer, and Jackson Bite. I have fished exclusively out of a Jackson Bite for the past year. In rivers like the White, Norfolk, North Fork of the White, Crooked Creek, Kings River and Beaver and Bull Shoals Lake. It is without a doubt one of the best fly fishing kayaks out there. Not too heavy (weighs in at about 64 lbs), Wide enough to stand comfortably (35 inches), with a sturdy chair. The boat tracks well, floats high, paddles fast, and turns on a dime. At \$799 you won't find a better boat for the money.

Now fly fishing off of a kayak is different. You have to stand, manage your line, paddle and maintain a drift, and of course not fall off. Most of the time on a creek and smaller rivers you use your kayak to GET PLACES. Shoal hopping is what I call it. It is a means of transportation to your destination



just as much as a platform to fish off of in moving water. Managing your line is the hardest part. Knowing when to reel in and paddle, not letting your fly line wrap around foot braces, and of course how to land a fish off your boat. Learning the edge and tipping point of your boat is the best thing you can do your first time out. When to lean to change your drift,

what weight belongs where and how that impacts your stability and ability to paddle, and of course where to put your fly rod. These are all things you have to learn on your own! So get out there to Sowbug, win that raffle on the new Jackson Bite, and hit the water! It's going to be a great summer and hopefully we'll see you out there!

Ben Woodard

Store Manager - OMTC,

Don't Forget!
Fly Tying
Every Friday
At Dally's
1:00 to 5:00

Ozark Troutfitters

Fly Fish the White and Norfolk Rivers

Denis Dunderdale

(870) 405-9678

Cotter, Arkansas - "Trout Capital USA"

FFF Certified Casting Instructor FFF Guide's Association Governor

dryfly@infodash.com

www.ozarktroutfitters.com

Tenkara
USA®

Daniel Galhardo
FOUNDER & CEO

BEST info@tenkarausa.com

DIRECT daniel@tenkarausa.com

PHONE 888-483-6527

tenkarausa.com

Events of Interest to NAFF Members

Every Friday 1:00 PM to 5:00 PM Open fly tying at Daly's Ozark Flyfisher

March 2020

03/17/2020 7:00 PM - 9:00 PM NAFF Membership Meeting, Van Matre Senior Center

03/19/2020 7:30 AM - 4:00 PM NAFF Outing (North Fork of the White - Patrick Bridge Access)

03/26/2020—03/28/2020 Sowbug Roundup Baxter County Fairgrounds

April 2020

04/07/2020 1:00 PM—2:00 PM NAFF Board Meeting, First Security Bank

04/14/2020 1:00 PM—3:00 PM Sowbug Roundup Meeting, Baxter County Library

04/21/2020 7:00 PM - 9:00 PM NAFF Membership Meeting, Van Matre Senior Center

04/23/2020 7:30 AM - 4:00 PM NAFF Outing ("Farm" pond, Mountain View, AR)

May 2020

05/07/2020 1:00 PM—2:00 PM NAFF Board Meeting, First Security Bank

05/12/2020 1:00 PM—3:00 PM Sowbug Roundup Meeting, Baxter County Library

05/28/2020 7:30 AM - 4:00 PM NAFF Outing, Mirror Lake, Blanchard Springs Cavern

TBD NAFF Spring Picnic