

On The Fly

Newsletter of the Suncoast Fly Fishers of St. Petersburg

Ugliest sweater P7



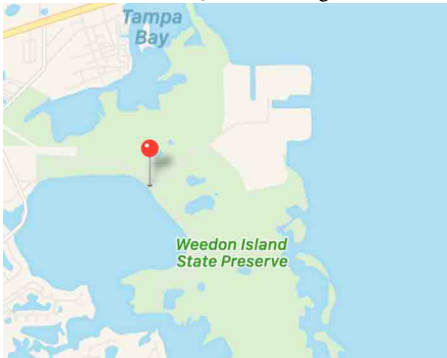
Trash 'n' Treasures Auction P3



Casting Clinic. P8



January Outing. P 9




2020 Outing Flies of the Month. P13



Elms' Exotics. P13



Andros Bones. P 16



Homosassa Reds. P 16





SFF President Letter – January 2020

HAPPY NEW YEAR, Everyone,

We certainly celebrated Christmas as a Club this year. Annie Hays and her Mom: Marianne, Mandy McGarry, and Bob Burkhard put on a party to end all parties (until next year's Party).

We had a great turn out. I think 40 or more. A good time was truly had by all. Looks like Bob may have started a family tradition.

2019 was good to us. We made a lot of new friends who became members and then better friends as we broke bread together around the fabulous spreads of food that we are famous for along with the fish stories we should be ashamed of. (Just kidding. A *little* exaggeration never hurt anybody.)

2020 holds a great deal of promise for us as we look forward.

Our Trash 'N' Treasures auction in January with that famous, infamous auctioneer Alan Sewell will generate another million laughs and hopefully some cash. Bring your items you no longer use and open your wallets for the items you can use. Please be generous. This event helps us support our Club's outings and other events. We accept credit cards.

And how about that casting clinic that Dayle, Pat, Chris and Leigh put on for us? Dayle came all the way from California to lead it (and see family here) and then turned around and went back after it was over. Thank you Dayle! It was tremendous. And you know what? We're going to do it again in April if we can swing it.

And FYI: you all have the reputation of being a "Friendly, Welcoming Club." We had many visitors this year who came for the first time and joined that very night. I got two new inquiries today from men wanting to know more about us. Thank you all for receiving our guests so warmly.

In January we form our nominating committee. If I may remind you, when asked to serve, will you please say yes. I promise that your life will be enriched. It has been a pure pleasure serving with the amazing people who make up our current Board.

Never lose your sense of adventure.

George

George Haseltine
SFF President 2016-20
727-423-8110 Cell & Text

Meetings, Outings, and More



Auctioneer
Alan Sewell

JANUARY 16, TRASH 'N' TREASURES MEETING, WALTER FULLER PARK

- Bring gear to donate for the auction. Auctioneer is Alan Sewell
- Bring a credit card and/or cash. You're going to pick up some really good deals.
- Don't forget to renew your membership for 2018-2019. See Tom Gadacz, Treasurer.

SATURDAY, JANUARY 18 OUTING - WEEDON ISLAND PRESERVE IN ST. PETE

- Fish anywhere in Middle Tampa Bay.
- Weedon Island Preserve was ranked the #2 favorite location in the SFF member survey.
- Bruce's recommended Fly of the Month: Mullet Clouser.
- Meet up for lunch at 11:30 in the pavilion adjacent to the main parking lot.
- Outing prize goes to the member catching the longest snook. Measure it. Take a picture and email it to Bill AuCoin, wmaucoin@verizon.net

MONDAY, FEBRUARY 10, TIE FLIES WITH BRUCE EVENSEN

- Bruce will guide club members through all the steps to create his fly-of-the-month for the February outing at Fort De Soto Park, an olive-over-white bendback.
- Meet fellow fly tiers at Bruce's Fly-Tying Studio, 531 83rd Street N, St. Petersburg.
- Bruce teaches fly tying at his studio every Monday starting at 6 pm. The second Monday of each month is reserved for tying his outing fly of the month for Suncoast Fly Fishers.



Olive-topped bendback fly,
Bruce's choice for the February
outing.



FEBRUARY 20 MEETING, WALTER FULLER PARK

- Speaker: **Capt. Shawn McCole**

Pinched from Shawn's website: *During the winter months, I turn my focus towards stalking redfish and snook in shallow, clear water. I truly believe the ultimate reason we spend time on the water is to learn something, whether it is about ourselves, each other, or the pristine environments our adventures lead us to experience.*

SATURDAY, FEBRUARY 22 OUTING, FORT DE SOTO PARK

- Fish anywhere in sight of Fort DeSoto Park. Members rank FDP the #1 outing location.
- Meet up for lunch at 11:30 at Pavilion #1 in the North Beach Picnic area.
- Outing prize goes to the member catching the longest spotted seatrout, aka *speckled trout*. Measure it. Take a picture and email it to Bill AuCoin, wmaucoin@verizon.net

Meetings, Outings, and More

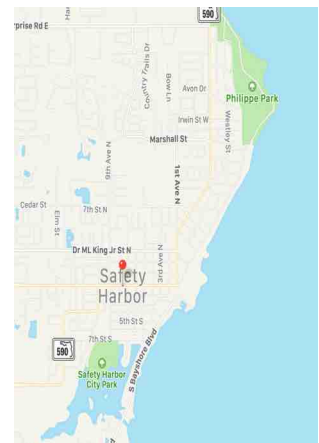
MARCH 19, MEETING, WALTER FULLER PARK

- Speaker: **Capt. Pat Damico**
- Captain Pat is a long time and valued member of Suncoast Fly Fishers and, as an FFI Master Casting Instructor he's one of a very few who can not only put you on the fish but also give you the fly casting tips you need to put those fish on the line.



SATURDAY, MARCH 21, SALT AND FRESHWATER OUTING COMBINED UPPER TAMPA BAY AND ALLIGATOR LAKE

- Fish for saltwater fish anywhere in Old Tampa Bay OR fish for bass and bream in Alligator Lake in Safety Harbor. It's March. In Old Tampa Bay the water is warmer and fish are more active than in the middle and lower bay.
- Meet up for lunch at picnic shelter #8 in **Phillipe Park**.
- This outing gives members places to catch the longest freshwater bass and bream **and/or** the longest saltwater gamefish to enter into the annual outing tournament.
- Outing prize goes to the member catching the longest redfish, the longest bass, and the longest bream.-Measure it. Take a picture and email it to Bill AuCoin, wmaucoin@verizon.net



March outing: Fish Old Tampa Bay for saltwater fish. Fish Alligator Lake at the bottom for freshwater fish.



MARCH 28, HOG ROAST AND SILENT AUCTION

- 4 to 8 pm, St. Jerome's Catholic Church, 10855 Hamlin Blvd., Largo.
- Tickets, \$20. Children 12 and under are free. Buy at the meeting, outing, or the event.



Hog Roast --Call for volunteers

- The Hog Roast Committee needs your help: Decorations, Catering, Silent Auction, Bucket Raffle, Donations, Ticket Sales, Registration and Member Tied Flies. Contact Rick Warfel by text or email. 813-523-0692 / rh_warfel@yahoo.com



News & Notes

2019 Financial Report

Treasurer Tom Gadacz reports that the Suncoast Fly Fishers had another good year, taking in more than \$13,000 in income from dues, auctions, raffles, etc. And the best part is that all of it went back to members in the form of prizes, outing lunches and pavilion rentals, speakers, clinics, and rental fees for our meeting room at Walter Fuller Park. Oh, and don't forget donuts and coffee at the meetings.


Update on the website update

SFF member Dennis Marquis has been diligently working on a complete redesign of the club website. He reported to the board that progress is proceeding from an entirely new home page and all the click-throughs. There'll be more pictures of fish, and a "roaring series" of pictures that can be changed often. (Well, yeah) Dennis is working with web designer Craig Smother who also creates and ties the most beautiful flies.

2019 outing tournament winners

Species	Length	Winner	Outing (Month)
Longest sunfish	8-1/4"	Bill Scarola	Everglades outing (April)
Longest black bass	13.5"	David Redd	Walsingham Lake (February)
Longest snook	23.5"	Truk Trukenbrod	Dock-light/Beaches Outing (July)
Longest redfish	22.5	Dennis Marquis	Boca Ciega Bay (November)
Longest ladyfish	22 1/2"	Dennis Marquis	Weedon Island Preserve (Jan)
Longest seatrout	20"	Mark Hays	Dock-light/Beaches Outing (July)

The Mayfly Project. Teach fly fishing to kids in our foster care system



Scott Russell

In case you missed it, Scott Russell spoke at our November club meeting about The Mayfly Project (TMP). TMP is a non-profit that uses fly fishing to mentor some of the 415,000 youth that are in our foster care system on any given day. They are launching their first project in Florida here in St. Petersburg in 2020! Scott is looking to round out their team of 8 mentors to participate in the project. The 2 to 4 hour outings will be on the weekends of March 14th, March 28th, April 11th, May 2nd and May 16th. The outings will teach casting, knot tying, fly tying, safety, proper setting/catching/releasing, and conservation. While learning, the mentees earn participation buttons and receive all the gear needed to continue the sport of fly fishing! Scott mentioned that the team will be mentoring 6 youth from 2 local Salvation Army group homes. He also spoke about what mentors can expect and how much fun he has heard mentors have had participating in other projects around the country.

To learn more about The Mayfly Project, go to www.themayflyproject.com. If you are interested in being a mentor and/or learning about other opportunities to get involved in the St. Petersburg project, contact Scott Russell at 727-403-8165 or at russellti@me.com.

Suncoast Fly Fishers

P. O. Box 40821
St Petersburg, FL 33743
www.suncoastflyfishers.org

Club Officers

Pres: George Haseltine
Vice Pres: Rick Warfel
Secretary: David Redd
Treasurer: Tom Gadacz

Board of Directors

Quin Berry, Bill Scarola, Bob Burkard, Bruce Evensen, Ryan Sollars, Cliff Nigh, Karen Warfel

Committees

Volunteers needed. Speak to any officer or director at the meeting

Casting Skills: Pat Damico, Dayle Mazzarella

FFI Liaison: Pat Damico

Conservation: Cliff Nigh

Fly Tying: Myron Hansen

Membership: Tom Gadacz

New Members: Rick Warfel

Webmaster: Dennis Marquis, Bob Burkard

Facebook: Woody Miller

Hog Roast: Open

Outings: Bob Burkard, Hilton Bruch, David Redd, Bill AuCoin

Project Healing Waters: Alan Sewell, Ted Rich, Dave Barson, Dave Redd, Terry Kirkpatrick

Outreach, shows: David Redd, Bob Burkard, Bill Scarola, Tom Gadacz

Raffles: Dave Barson

Succession Plan: Rick Warfel

Programs: Board of Directors

Publicity: Bill AuCoin

On The Fly

Bill AuCoin, editor
Duane Mertz, Anne Hays, Bob Hood, Tim Elms

We are Suncoast Fly Fishers of St. Petersburg

**Aims and Purposes**

The Suncoast Fly Fishers, Inc. (SFF) is an organization of fishing enthusiasts who love fishing with the fly rod. We welcome all people of all ages with similar interests, regardless of their fly fishing skill level. We enthusiastically teach those that wish to learn or improve their fly casting, fly tying and related fly fishing skills. SFF meets monthly where we talk fly fishing, tie flies and most months feature a speaker with a program highlighting local fly fishing opportunities.

Suncoast Fly Fishers (SFF) is a non-profit 501 (c) 3 organization. SFF is a charter member of the Fly Fishers International (FFI). SFF is a member of the Florida Council of FFI. SFF supports the conservation of natural resources, boating safety and fishing regulations.

Monthly Meetings. Guests welcome.

Third Thursday of every month (except December) at St. Pete's Walter Fuller Park Rec Center, 7891 26th Ave. N. 6 to 8:30 pm.

Directions to our meeting at Walter Fuller Park. From 22nd Avenue N turn North on 72nd St. N. Turn left (West) on 26th Avenue N. Then turn right into the rec center parking lot.

Monthly Outings

Club members meet up every month for a fly fishing outing and lunch. Usually it is scheduled on the Saturday after monthly meeting on the third Thursday of every month.

Contact us by mail: Suncoast Fly Fishers, P.O. Box 40821, St Petersburg, FL 33743-0821

Visit our website and Facebook pages, too

SuncoastFlyFishers.com

[Facebook/Suncoast Fly Fishers](#)

Club and FFI Membership combined

Suncoast Fly Fishers currently has 138 members including 15 family members and 6 honorary members. Annual dues are payable in September. This also includes benefits and annual membership in [Fly Fishers International](#) and the [Florida Council](#) of Fly Fishers International

[Join. Renew. Apply.](#)

Anne Hays: Ugly Sweater and Christmas Potluck Party

Photos by Mandy McGarry, Jimmie O'Carroll, and Anne Hays

The SFF's first annual Ugly Sweater Christmas Potluck was a huge success. About 60 people, including members and

their significant others, attended the Dec. 20 event at Gulfport's Most Holy Name of Jesus Catholic Church's social hall.



Who's got the ugliest sweater?



Hint: the winning sweater is in this photo.



The evening began with a sumptuous potluck feast. I think everyone's favorite dish was the spiced carrot bowl. Other highlights included scalloped potatoes, Greek salad, deviled eggs, cheesecake, red velvet cake, a fruit tart, and lemon cookies. I don't dare speculate on what was homemade and what was store bought, but I will say that if my guesses are correct, then we have some wonderful chefs in our midst.

After indulging in far too much food, partygoers who brought gifts for the White Elephant Christmas participated in the game. Hopefully no feelings were hurt as several of the gifts were stolen multiple times. Some of the most hotly contested presents included fly boxes with assorted flies, a Santa figurine, a scented candle, and assorted chocolates.


I hope everyone was able to pick up one of Mandy's adorable homemade ornaments. They are slices of wood with a sticker of a bass in a Santa hat that says "Merry Fishmas." Mine will adorn my Christmas tree for years to come.

I'd like to thank Bob Burkard, Mandy McGarry, Tom Gadacz, George Haseltine, Bill AuCoin, and my mother, Marianne Hays, for helping me plan and execute the event. This was a team effort that could not have happened without all of you. I'd also like to thank Most Holy Name of Jesus for allowing us to rent the space on short notice as our original venue canceled on us.

Finally, the main event of the evening was the ugly sweater contest. George Haseltine won with his Christmas gorilla sweater. I believe what won the hearts of the cheering voters was his Tarzan impression in which he beat his chest while yelling.

Anne

And the winner is...



...George Haseltine wearing a Christmas sweater featuring a chimp wearing Santa's hat.

Pat Damico: Casting Clinic



Master Casting Instructor Dayle Mazzarella demonstrated different ways to delicately place the fly into difficult to reach spots.

(Duane Mertz photo)

(Editor's note: The casting clinics were initiated by Pat Damico and the Suncoast Fly Fishers beginning in 2007 and are now co-sponsored with the Tampa Bay Fly Fishing Club.)

Beginners, as well as advanced students, learned and practiced the skills that make fly fishing more enjoyable and productive. Fundamental, as well as advanced techniques, were applied to practical local fishing conditions including brisk wind which was present most of the day. Accuracy, distance, line control, selection of equipment and fly rigging were also emphasized.

Volunteers from Tampa Bay Fly Fishing Club provided coffee, cold drinks, breakfast, and lunch. Check Facebook and websites of both Clubs for future events, monthly meetings, and fishing get-togethers.

In spite of the early wind and rain, 43 Fly Fishers International members from Fly Fishing Clubs as far as Crystal River joined members of Tampa Bay Fly Fishing Club, the event sponsor, and Suncoast Fly Fishers, St. Petersburg, at Woodlawn Park, Saturday, Dec.14 from 8 am to 3 pm to improve fly casting and fly fishing skills.

Sessions were conducted by Dayle Mazzarella, lead instructor assisted by Pat Damico, both FFI Master Certified, Chris O'Byrne, Certified Instructor Leigh West, and Lisa Lowman well-known area award-winning fly fishers.

The session was free to all FFI members and others paid a \$35.00 fee and received a FFI membership. These clinics are a benefit to all active FFI members.



Dayle Mazzarella lead instruction at the December casting clinic to fly fishers as far away as Crystal River. (Duane Mertz Photo)

Pat

January 18 Outing. Weedon Island Preserve

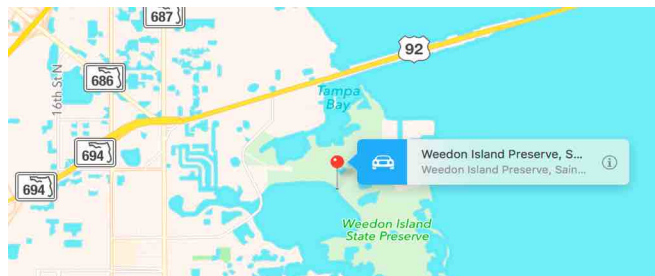
By Bob Burkard, outing committee chairman

This location is one of our members favorite fishing destinations, an outing where you can wade, kayak, or fish by boat. Our outing prize goes to the angler catching the longest snook. But you'll very likely get a seatrout or a ladyfish that could take the lead in our 2020 outing tournament. (Measure it. Shoot a picture and email it to Bill AuCoin – wmaucoin@verizon.net and enter it in the club's annual outing tournament.)

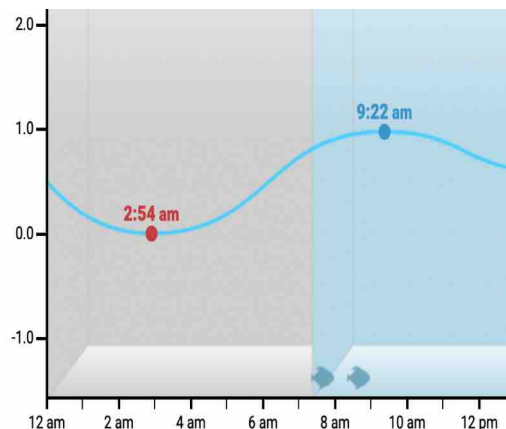
We'll meet at 11:30 at the picnic pavilion which is a short walk to the north of the Weedon Island Preserve parking lot. Come hungry. John Craig will make his famous Low Country Boil with shrimp, sausage, potatoes. And Old Bay Seasoning.

Directions:

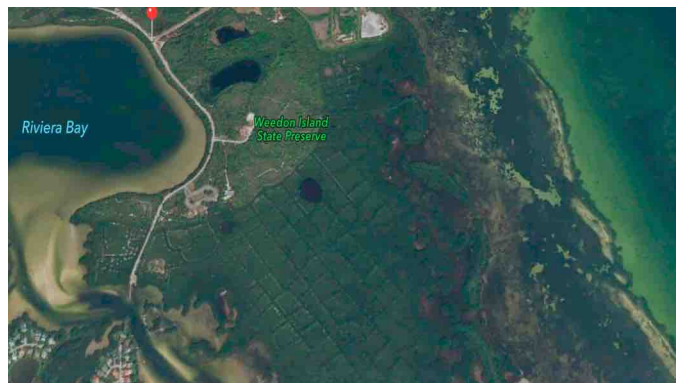
- Take Gandy Boulevard East
- About one mile east of 4th Street North turn right (south) on San Martin Blvd N.E (just east of the Dog Track) Turn left at the sign onto Weedon Drive N.E.
- Turn left at the entrance to the preserve then continue to visitor's center or to the kayak launch turnaround.



Apple Maps



Tides4Fishing.com



*Weedon Drive dead-ends at the kayak launch turnaround. You can wade in there and fly-fish the waters north or south or walk to and wade in at the Tampa Bay shoreline via the **Lookout Point Trail**. It's about a 10-minute walk from the visitor center. Lunch is at the pavilion on the north edge of the main visitor-center parking lot.*

The colorful history of Weedon Island includes homesteaders, speakeasies, a Hollywood movie studio, and a 1930s airport. Weedon Island Preserve's rich human history began with prehistoric peoples who thrived on the abundant fish, shellfish, plants, and mammals of the wetlands, islands and estuaries of Tampa Bay. These people evolved into the Weeden (alternate spelling) Island culture that lasted some 800 years. Weedon Island Preserve is owned by the citizens of Florida and managed by Pinellas County government.

Weedonislandpreserve.org

Smitty's Fly Box : Mangrove Snook Fly



Layne (Smitty) Smith

This is my adaptation of Jim Grace's Mangrove Snook Fly from Lefty Kreh's book Saltwater Fly Patterns.



Materials:

Hook: Mustad 3407 sizes #2 - 1/0

Thread: White Flatwaxed Nylon

Tail: White bucktail about 2" long (tapered)

Wing: 4 to 6 white neck or wide saddle hackle feathers 2 1/2 to 3 inches long

Flash: 4 strands of Krystal Flash and 3 strands of micro Flashabou

Cheeks & Belly: White Fish Hair (tapered) or white bucktail topping; 6 strands of Peacock Herl

Head: White Flatwaxed Nylon (built up)

Eyes: 5/32" flat or 3D molded silver holographic eyes

Coating: UV Resin

Weedguard: (Optional) #1 trolling wire or 20# mono

Tying Sequence:

Step 1: Base wrap hook shank. ***NOTE** If using a weedguard, tie in as you do this step.

Step 2: Measure and tie in bucktail at hook point.

Step 3: Tie in 2 or 3 hackles on each side, tented** over bucktail. (Flatten stems to help feathers stay positioned correctly).

** Tenting the wing is tying the hackle feathers in at 11 o'clock and 1 o'clock positions on the hook shank. When looked at from either end of the fly, the feathers should assume this shape "^^" over the bucktail.

Step 4: Tie in Krystal Flash at its mid-point and extend back on either side of fly... Repeat with Flashabou.

Step 5: Tie in small bunch of Fish Hair or white bucktail (tapered) on both lower sides of hook as cheeks and belly.

Step 6: Tie in Peacock Herl topping (same length as wing).

Step 7: Build up thread head and apply eyes.

Step 8: Coat head with Softex (or epoxy). Let dry then re-coat head with Sally Hansen's Hard As Nails.

Smitty

Bruce Evensen : Mullet Clouser



Bruce Evensen



Bruce Evensen's Mullet Clouser This is Bruce's recommended fly for the January outing at Weedon Island Preserve. The outing prize goes to the longest snook. Snook are likely to be huddled in the warmest water which is often the water over dark, muddy, deep bottoms. Tie on this Clouser. "Jig" it slowly close to the bottom.

Materials

Hook- 1 or 1/0 3407 or stingers, etc..

Eyes- Medium barbell eyes and or bead chain

Body- Top- gray Steve Farrar Slinky Fiber

Body- Under, white Steve Farrar Slinky Fiber

Thread- Gray flat-waxed or whatever. Mono works here, too.

Flash- Optional.. Steve Farrar Slinky Fiber has sparkly fibers in it

*Epoxy-*UV epoxy and curing light. Sally Hansen top coat can be applied to remove stickiness of cured epoxy

Glue- Super glue (aka head cement), Zap a Gap, etc.. I like brush-on nail glue.

Sequence

Note! this is a standard CLOUSER PATTERN. but with different materials..

1. Wrap thread from hook eye to bend, bring thread to front
2. Attach barbell eyes to top of hook about 1/4 to 3/8th inch behind hook eye. Use figure 8 wraps 3-4 times, then 2-under/over wraps to secure eyes. Some tiers add some super glue to firmly secure eyes.
3. Add a small clump of white Steve Farrar material. Start in front of eyes then tie down material behind eyes several wraps on each side of barbell eyes.
4. Rotate fly so white material is on top then add a large clump of gray sf material in front of the eyes and tie in front of eyes only.. Material should be slightly more than the white belly material, but still you should still be able to see through the gray stuff .
5. Whip finish the front of the fly to a tapered head.
6. Apply epoxy glue to cover thread and barbell eyes.

Bruce Evensen : Badger Baitfish



On Monday, January 6 Bruce led fly tiers through the steps of his BADGER BAIT FISH. Below are the materials and steps. Bill Jackson's and St. Pete Fishing Outfitters sell badger fur. Be sure to get the large badger fur. You can also use coyote fur.



Bruce Evensen's Badger Baitfish

Material

Body Top - Large badger.

Body Belly- White buck tail

Flash - gold Flashabou.

Hook - # 2 Stinger or 1/0 3407

Eyes - Red stick on eyes 5mm holographic type.

Thread - white flat waxed. *Glue* - U V epoxy

Tying Sequence

- 1- Wrap thread along hook shank from eye to bend.
- 2- Add a half match stick size clump of long white bucktail fibers from behind hook eye..be sure to work both bottom and top materials around the shaft to form a full bait fish body.
- 3- Add several strands of gold flash on top of bucktail.
- 4- Attach a larger clump of badger material for form the top of the fly. wrap thread to form a tapered head.
- 5- Add red eyes to the badger material in front. Be sure they do not block the hook point.
- 6- Add U V epoxy to cover the eyes and front of the fly, and cure with U V light.

Bruce Evensen : Outing Flies of the Month



Meet up with other club members at Bruce's fly tying studio every Monday at 6 pm. On the second Monday of each month you'll tie Bruce's Fly of the Month for the upcoming club outing. Address: 531 80th Ave. N. in St. Petersburg.

Date	Fly	Outing
January 13	Mullet Clouser	Weedon Island Preserve
February 10	Carl Hanson Bendback	Fort De Soto Park
March 9	Spoon Fly	Old Tampa Bay/Alligator /Philippi Pk
April 13	Suspending Glass Minnow	Old/Middle Bay/Crab Shack Restaurant
May 10	Silver Glass Minnow	Lower Tampa Bay/Sunshine Skyway
June 8	White Shrimp	Docklights/Beaches
July 13	Pinfish Pattern	Lower Tampa Bay/Fort DeSoto Park
August 10	Purple n Black Bendback	Lower Tampa Bay/Bay Vista Park
September 14	Supreme Hair Minnow	Old/Middle Tampa Bay/Crab Shack Restaurant
October 12	Brown Spider (not foam)	Carl Hanson Outing/Hillsborough River
November 9	Christmas/Hanukkah Fly	Boca Ciega Bay/War Veterans Memorial Park
December	Red Rouser	Fort De Soto Park/Don Coleman Memorial

Tim Elms: New Member - New Water



Tim Elms and a Peacock

Howdy and Happy New Year! This past holiday week I was at the in-laws for Christmas and I was lucky enough to sneak in some fly-fishing between rainstorms. The local lake and ponds around their home holds tons of freshwater fish. I managed to average 20 fish each session. Mostly small Largemouth Bass and Bluegills, all on little poppers. But each were a welcomed Christmas Miracle. If you are like me, you just want to catch fish. No matter what size.

At the end of the week I took a drive from Ft. Myers (to another family member) all the way to Miami on the Tamiami Trail and Loop Road, in search of my first Peacock Bass. Since the rain was steady for most of the week, I was expecting a soaked muddy trail, but to my delight the trail was dry and the day was nice.

Starting just after sunrise on Loop Road, I sat and watched the water for a bit before deciding to rig my 5-wt with some bass flies. On the first spot in open water I caught 14 fish (again LMB and various pan fish) until the friendly neighborhood gator showed his face to me and I moved on to the next open water and repeated my strategy. This went on for miles and miles. At some point the sun was high and the Largemouth stopped eating what I was dishing out and I was yet to catch a decent exotic. Then, I found a spot with a deep hole just past shore and shallows where I saw a ton of Oscars just schooled up. I put on a small Bonefish fly and pulled out what seemed to be every single one out of the school. I have caught a ton of Cichlids this past year but never had the pleasure of catching an Oscar until this moment. Each one of these freshwater Tripletails fight hard and it was some of the most fun I have had fishing.



Red Target Tail. Oscar, is that you?



Baby largies, too.

Not being content without a Peacock Bass on a fly, I made my way into the dreaded South Florida traffic nightmares. I had a few spots marked on my GPS for Peas that my brother had sent me. The first three produced notta for me and I decided to hit one more before it was dark.

Alas, I tossed a Clouser under a bridge overpass in a neighborhood canal and ...POW, the Peacocks were hungry. I think they would have eaten a bare hook. These babies are so ferocious it made me freak out stripping my line and watching multiples chase it. Peacocks are a blast! I am jealous of our neighbors to the East just a little bit.

Until next month, throw all the flies you have at fish you see and as always...

Strip-----Strip-----Strip-----*Tim*

Dennis Marquis: Good Things in Small Packages



I took Tim Elms fishing on my boat. I was hoping for one of those 30+ trout days I've been blessed to have many times in the past year, it didn't happen. The tide and as a result, the movement of water, just wasn't right.

After fishing close to two hours, the day was looking bleak and my eyes were getting sore from continually scanning the surface for some small sign of life. I even took to quietly praying on the stern, which I don't believe Tim even knew.

Then off the port side several hundred yards away the water erupted. I told Tim to pull up and we headed over. I believe I almost knock him off the bow in the process. We quickly got in place and Tim made a cast resulting in an immediate hook up followed by him landing this tiny Spanish Mackerel. Tim is a big man with large hands, so the Mackerel looked even smaller in his palms. Not wanting to miss the action I turn away from him and started to fish. I figured he release it and get back to business. After several blank retrieves, I glanced to the bow and noticed Tim wasn't back to fishing. He was still sitting on the console seat admiring that little Mackerel. Muttering, "Look how beautiful it is".

I stopped fishing, and asked him what was going on. Tim looked up at me and say "This is my first Spanish Mackerel on the fly." How many times have you landed your first fish of a species on the fly? Wasn't it special? You probably didn't forget it for some time. I smiled and agreed with him, Spanish Mackerel are pretty. Tim eventually got back to fishing, caught 3 more before I hooked up. I wasn't happy. I don't enjoy when others out fish me on my own boat (did I just admit that?). I did something drastic. I tied on an ugly pink and yellow Clouser and 3 pink and yellow Clousers later I was up to a dozen and more importantly, out fishing Tim who only fishes one fly, a modified DT Special.

We had a lot of fun for about 45 minutes. Tim was on the bow facing port with the sun over his right shoulder and he could see the mackerel chasing my fly as I stripped. I was facing the bow with the sun in my eyes and could not see a thing. Tim supplied a strike-by-strike commentary. In several cases, he called the hook up before I made it.



They seemed to be holding in a deep hole just a cast distance from where we sunk the power pole. It was fun and salvaged the day. All kidding aside, I was glad I was able to introduce Tim to a new species. His smile was genuine and mine, as a result, was too.


Teaser: After the Mackerel mayhem, I took Tim to a new spot I have never fished before, but from secret intelligence, I suspected would hold fish. Ask Tim if you don't believe me, we saw mega schools of reds and snook and sheep head too. Unfortunately, we could not get them to bite the fly. I have to figure this out. Tim and I cut our fingers, shared blood and promised not to divulge the spot until we figured out its hidden riddle.

Dennis

Steve Udovich: Bonefish -- Cheaper by the Dozen

I had three days of good fishing at Two Boys Lodge on Andros Island in the Bahamas. This was my second trip, and not my last for sure. I Had a few double digit days with a dozen bonefish on one day and 13 more the next. Given that my casting is slightly below average, it's safe to say a better fly caster would've hooked more, no doubt.

That said, mark my words: There's bonefish a plenty in Andros.



I strongly recommend **Two Boys Lodge** if you want to give Andros bones a try. Simple accommodations, great home cooked meals, and competent guides. Feel free to contact me if you want more info on Two Boys. I'd be glad to give you some tips to help make your trip a success. Contact: beachmanok2002@gmail.com

Cheers....

Steve



Robert Fischer: Homosassa Redfish and Seatrout



I caught 4 slot sized redfish and 3 smaller ones, plus a few trout while fishing with Capt. Bryon Chamberlin on a perfect winters day.

They were in shallow water near Homosassa Springs. I used Bruce Evenson's redfish fly. This is the same fly that worked very well for me in the salt marshes of Louisiana.

Robert

Fly Gear for Sale or Swap or Purchase

Lynn Skipper has two nice fly rods he'd like to sell. He can bring them to the January meeting. Email vintagevette@msn.com or call 813-541-3195)

1. ROSS WORLDWIDE FlyStik Heavy - 10 wt, 4 piece, 7'11" rod with sock and tube. Value \$200 +, sell \$150 OBO
2. ORVIS TLS Power Matrix Mid-Flex 4 piece 3 wt rod with sock and tube + ORVIS Battenkill DISC 3-4 reel with backing and 3 wt WFF line. Value - \$260+. \$160 OBO.

Gary Sundberg is looking for a good deal on a 4-piece, 7-weight fly rod.

Email Gary at thikr505@gmail.com or phone 802-922-5793

Michael Larkin has fly lines to trade. Email him at elopomorph@hotmail.com

- Scientific Anglers Mastery Series bonefish taper 8 weight sinking light green fly line. I'm looking to trade for other fly lines in 5, 6, 7, or 9 weight. Or will trade for other fly fishing stuff.

Bruce Evensen made these beautiful items himself. Call him at 727-403-9010. Also, see much more of his fine art on "Poppa Bruces Flies" pages on Etsy ...<https://www.etsy.com/shop/poppabrucesflies>

- Hook or eyes holder hand made by Bruce Evensen, \$28.00
- Thread holder with one fly holder by Bruce Evensen, \$9.00
- Fly tying desk and tool holder, \$50.00
- Fly tying desk and tool holder made by Bruce 2ftx2Fort, \$85.00
- Epoxy glue holder hand-made by Bruce Evensen, \$24.00

Alan Sewell is selling his Old Town Kayak/Canoe hybrid. And more. Email Sewellalan@yahoo.com

Four (4) sets new car top kayak carriers, \$50 for all. Old Town NEXT kayak/canoe hybrid. Great seat, foot pedals, unsinkable. Handles great with kayak paddle, too. Includes fishing crate, paddle and life jacket, and cover. Used three times. \$750.00.

Alan Sewell has something else you may be interested in. Email Sewellalan@yahoo.com

New, in the box, TAURUS 856, 6-round 38 special, 2-inch barrel, black ultra-light revolver, with holster. \$225.00.

Bill AuCoin has never-used saltwater 9-weight. \$90

It's a Falcon Made-in-America rod. When introduced in 2003 it retailed at \$200+. Here's a link to an article at that time in [Saltwater Sportsman](#). It's medium fast, loads smoothly, and can throw big poppers and wet-heavy flies. It's no longer under warranty. Falcon stopped making fly rods a few years ago to focus on casting and spinning rods. Sock and tube included. Bill will bring it to the January outing if you want to check it out. Email Bill at wmaucoin@verizon.net

Want to sell or trade? Need some fly gear? Email Bill AuCoin, wmaucoin@verizon.net

SFF New Shirts Available

New member Tim Elms' brother, Jeremy Elms, is an avid fly fisherman, a guide for carp and trout on the fly, and a maker of custom fishing shirts and accessories. His company www.draganddropfishing.com put together a new design for SFF. The snook on a fly design is by well-known Florida tattoo artist/angler Shane Woodward.

There are 3 new types of shirts available. Each can be in white, mint green, and grey.

- A hooded SPF 50 Moisture wicking
\$45.00 ea or if we get interest of 20 or more \$40.00 ea
- A non-hooded SPF 50 Moisture wicking
\$25.00 ea or if we get interest of 20 or more \$22.00 ea
- Cotton T-shirt (Colors will be determined)
\$18.00 ea or if we get interest of 20 or more \$16.00 ea

The process is heat transfer printing, so the quality is excellent. All are machine wash and dryable.

If interested or need more info see Tim Elms at the meeting or you can email him at trelms@yahoo.com



Capt. Pat Damico: Captain's Corner



Fly fishing in the Wind

When clients make initial contact, especially this time of year, they want to know how the fishing will be the day or days of their future charter. I can give them general information about what species are available and where we will be fishing. The unknown is the weather.

There have been recent consecutive days when the wind especially has been brutal. Combine this with fluctuating water temperatures, heavy rain and muddy water and you have less than ideal fishing conditions, especially with a fly rod. With new clients, the other unknown is their fly casting ability, which is frequently exaggerated. If most of their previous experience has been fishing tiny flies in a small freshwater creek in a protected wooded valley where 15 foot casts with a 4 weight rod are considered long, a prescription for disappointment is beginning to form.

We have a lot of open water, but also have many protected areas where cooperative trout, ladyfish, jacks, small snook, mackerel and other less choosy fish are in good numbers. Canals, creeks, narrow channels, even protected by buildings and mangrove protected shorelines are all good options. Wind direction must constantly be monitored while fishing to have the best chance for success.

Fly fisherman Pat Damico charts Fly Guy in lower Tampa Bay and can be reached at captpatdamico.com and (727) 504-8649

Bill Scarola and friends: Drum Rolls Please

- If this is the first time you're *herring* about it, this is the *o-fish-all* fly tying email.
- It may not be very *so fish-ticated*, but *any fin* is possible.
- If you think this is a *load of carp*, I plead *gill-ty*.
- Here's a great *oppor - tuna- ty* to laugh at the puns you've been "herring" about!
- People say a scarecrow is *outstanding* in his field. But, *hay*, it's in his jeans.
- Did you hear that *Han Sole-o* went fishing with (wait for it) *Darth-Baiter*?

Padump Bump Ching

Bill AuCoin : Flyfisher Flyover



Save the date: June 1, 2020. But why?

Because that's when we can keep slot-sized redfish (18-27 inches) and seatrout (15-19 inches, and one over 19 inches). For snook (28-33 inches), we'll probably have to wait for the traditional three-month fall season to open September 1. This ruling applies in state waters from the Pasco/Hernando county lines all the way south to the other side of Gordon Pass in Collier County. ([The Fishing Wire](#))

What is your pet peeve?

It just seems to me that saltwater fly fishing (versus freshwater fly fishing) is a much bigger category than it gets credit for in the industry. I recently came across this report and I think it confirms my bias. Sort of. It's a long read but here are a couple of takeaways. South Atlantic fly fishers (mostly salty fly fishers, right?) account for 20 percent of fly fishers. Mountain fly fishers total only 6 percent. Or, is this just wishful reading? ([Brandon Gaille](#))

Dave Whitlock, is that you?

I spent the holidays with family in the Denver area and it gave me a chance to take in a well-known fly fishing show. One of the more popular exhibits was *Dave & Emily Whitlock Fly Fishing* where fly fishers were gobbling up Dave's books, original flies, photography, artwork, etc., then standing in line for his autograph. I had the privilege of fly fishing with Dave on the White River in Arkansas many years ago. He has since moved back to his native state, Oklahoma, where he has doubled down as an artist/photographer/writer who creates inspiring works for fly fishers. ([Davewhitelock.com](#))

Is this the best looking fly reel?

Browsing the show at the Denver Mart my grandson and I spent a few minutes admiring the new Abel reels. Take a look at the new saltwater SDS. Yeah, it costs \$1,000 or so but, hey, that bonefish artwork seals the deal, right? And, when you die, it goes to your grandson. Two-three months ago at the AFFTA fly fishing trade show Abel's new VAYA reel was named the best saltwater reel. That model costs "only" \$500 but it doesn't have a sealed drag. Is a sealed drag really necessary for saltwater fishing? I really don't know. ([Abel Reels](#))

Problem. Solution? Maybe.

Almost every summer since 2000, an alga named *Pyrodinium* has stained Old Tampa Bay with a reddish hue. Similar to Florida Red Tide (*Karenia brevis*) currently threatening Pinellas beaches, *Pyrodinium* produces potent toxins that can pose a health risk to humans and wildlife if consumed. *Pyrodinium* also reduces clarity in the water and can cause fish kills as it biodegrades and depletes dissolved oxygen. ([The Fishing Wire](#))

New Year's Resolution

I came across this old article recently and I hereby want to declare to fellow club members that I have set a goal to try to catch a few mullet on the fly. I hooked one recently in the mouth and, omg, I thought I was battling a redfish. Question one: which fly should I tie? ([FlyLife](#))

Send me your thoughts on these topics. Email wmaucoin@verizon.net

*Special Friends of
Suncoast Fly Fishers*



Affordable Flyrods
texfaulkner@gmail.com 727-919-2903
9841 Lema Court New Port Richey



ORVIS
ORVIS
5%
FOR NATURE
orvis.com/fly-fishing



PLANTATION
on Crystal River
plantationoncrystalriver.com
800-632-6262



Star brite
www.starbrite.com



Bill Jackson
Shop For Adventure
WWW.BILLJACKSONS.COM
727-576-4169
To place an ad in *On The Fly* please email
Tom Gadacz at
thomasgadacz@yahoo.com



Bee haven honey farm
~ our toil doth sweeten others ~
www.beehavenhoneyfarm.com

*Special Friends of
Suncoast Fly Fishers*



**CARBON
MARINE**

WWW.SHOP.CARBONMARINE.COM



**3625 S. Manhattan Avenue
Tampa, Florida 33629
727-504-4062**

GOODYEAR • TOYO • COOPER • MICHELIN



727-822-3981
TODD MURRIAN www.bobleetire.com
1831 • 4th STREET NORTH • ST. PETERSBURG, FL. 33704



Hand Tied Flies
By Bruce Evensen
Phone 727-403-9010
Thousands to Choose From
etsy.com/shop/poppabrucesflies



Capt. Jerry Allen
6647 Central Ave. St. Petersburg, FL 33710
727.954.8814 • www.West-Coast-Kayaks.com
✂ Jerry @ West-Coast-Kayaks.com ✂

WWW.WEST-COAST-KAYAKS.COM

ANDY THORNAL COMPANY Since 1945

GATEWAY TO ADVENTURE SINCE 1945

(800) 499-9890

WWW.ANDYTHORNAL.COM



**FLY FISHERS
INTERNATIONAL**

Special Friends of Suncoast Fly Fishers

**Fly Fishing
Western Wyoming**
Dayle Mazzarella
emailmazz@yahoo.com
(760) 703-0118

WYOMING
Guided Fishing Trips
Casting Lessons
Group Rates
June - October
SAN DIEGO
Casting Lessons
November - December
TAMPA
Casting Lessons
January - May

Federation of Fly Fishers Certified Master Casting Instructor

Fly Fishing Western Wyoming .com

Guided Trips • Casting Lessons

flyfishingwesternwyoming.com



Metalfab Inc
ARCHITECTURAL METAL SPECIALISTS

WALTER RUDA, PRESIDENT


METALFAB-INC.COM/CONTACT.PHP



Custom Bamboo Fly Rods

www.nighflyrods.com

CAPTAIN SHAWN McCOLE



Captain Shawn McCole
Inshore Fly Fishing and Light Tackle
Tarpon • Snook • Redfish
Phone: 863•608•3758
Email: captshawnmccole@gmail.com
U.S.C.G. Licensed & Insured
www.captainshawnmccole.com




www.tforods.com



**FLY FISHERS
INTERNATIONAL**

Special Friends of Suncoast Fly Fishers






The Fly Guy

Capt. Pat Damico


2981 E. Vina del Mar Blvd.
St. Pete Beach, FL 33706
Tel: 727-360-6466
Web: <http://captpat.com>
Email: flyguy@captpat.com

WWW.CAPTPATDAMICO.COM





JIM SWANN'S



Complete Fly Fishing Shop
Rods - Reels - Hand Tied Flies - Guide Service
Fly Tying Materials
Classes in Fly Tying and Casting

352-567-6029

13650 S. 98th By Pass
Dade City, FL 33525

CUSTOM ROD
BUILDING AND REPAIR



ALAN SEWELL
Owner

Phone: (727) 470-4570
Fax: (727) 344-0503
sewellalan@yahoo.com

SALT - FRESH - FLY

