



# TALE WATERS

## THE VOICE OF THE NORTH ARKANSAS FLY FISHERS

April 14, 2020

NORTH ARKANSAS FLY FISHERS

Tale Waters

North Arkansas Fly Fishers meetings are held on the 3rd Tuesday of each month. Meetings are held at the Van Matre Senior Center located at 1101 Spring St Mountain Home, AR 72653. Membership meeting starts at 7:00 pm. All members and guests are welcome and encouraged to attend.

NAFF Board of Directors' meetings are held on the first Tuesday of the month at 1:00 pm 1st Security Bank on 9th St. All members are welcome and encouraged to attend.

Visit North Arkansas Fly Fishers  
Online at

[www.northarkansasflyfisher.org](http://www.northarkansasflyfisher.org)

### Officers

President — Dave Boyer (972) 670-2425  
Vice President — Susan Parsons (618) 791-3638  
Secretary — Patty Lueken ((501) 681-0198  
Treasurer — Pat Smith (870) 425-3968

### Directors

Conservation — Tommy Hagan (870) 430-2091  
Property — Kevin Boddy (870) 421-7804  
Education — Ceil Gasiecki (219) 776-9620  
Membership — Paul Ashton (870) 425-9230  
Past President — Mike Tipton (870) 404-8845  
Appd. by Pres. — Danny Barker (870) 424-4110

## NAFF Membership Meetings Canceled Until Further Notice

Due to the COVID-19 Pandemic and the requisite social distancing there will not be a NAFF membership meeting in April. At the moment we don't know when we will be able to have our next membership meeting. But you will see the notification first in the newsletter! We will continue to publish the NAFF newsletter monthly on its current schedule.

## We Need Your Stories!

Yes! We need your stories. Instead of sitting at home bemoaning your state, tying your zillionth gold rib hare's ear, or binging in the "Game of Thrones" for the umpteenth time why don't you send us your story. A trip report, a fishing story, a "war story", a how to article, or a "thought" piece. This is your opportunity to be a pundit. Don't worry if you can't spell or our grammar sucks. We have experts to fix that. Send to your articles to:

[michaeltipton@centurytel.net](mailto:michaeltipton@centurytel.net)

## Sowbug Report

I think everyone knows that we cancelled the 2020 Sowbug Roundup. It was a painful but necessary decision. When we had the last Sowbug meeting on March 10, the consensus was that we should carry on with the Sowbug. We had planned a serious regimen for wiping down and sanitizing tables and the backs of chairs and providing sanitizing hand cleaner for all participants. It seemed reasonable that the show should be a go. However in the next few days we got word that other fly tying shows had been cancelled, that some of our vendors dropped out (including Dave Whitlock and Harry Boyd). Long time attendees who drove from several states away called and said that they couldn't make the show. At the same time the national news was getting grimmer.

The Sowbug is setup to facilitate easy one on one, face to face, contact between the tyers and the attendees. The tyers come from all over the country and there is a lot of hand shaking and hugging. In normal times these are features. But during the time of a pandemic the Sowbug could become a perfect petri dish for

Cont. page 2

Tale Waters is published 2nd Tuesday of each month. Article deadline is 1st Tuesday of the month.

Staff: Mike Tipton & Rita Billbe

Contact:

[sowbug@northarkansasflyfisher.org](mailto:sowbug@northarkansasflyfisher.org)

the transmission of viruses. On Friday, March 13, Dave Boyer and I decided that we should cancel Sowbug. A sooner rather than a later decision would give attendees and tyers more time to change travel plans and for us to get the word out. There was a lot of disappointment!

Looking back at news over the past month it is clear that cancelling Sowbug was the correct decision. Many of the COVID-19 hotspots have been the results of conferences, funerals, and birthday parties attended by out of town participants. I am very happy that Mountain Home has stayed out of the national news.

We are assuming (what we hope is not a gross assumption) that things will be better by this time next year. We will hold a Sowbug Roundup 2021. The vast assortment of items gathered for the auctions and raffles are being stored in a climate controlled area (thank you Susan Parsons). We will be able to hit the ground running for next year. I plan to be there! I hope that you will be there also!

### **Weather Cancellation Policy**

**NAFF Activities or Meeting will be cancelled or postponed when the Mountain Home Public Schools Cancel Classes.**

**Check KTLO radio website for school closing info.**



**SOWBUG 2019**

### **April President's Message**

As of this writing, Arkansas is one of the few States that does not have a mandatory lockdown of residents. So, we are one of the few locations that fishing is still viable. With the continuing corona virus issue and the cancellation of the Sowbug Roundup, our local businesses can use our help.

Our local fly shops geared up for an influx of out of town/state visitors that help boost their bottom lines during the Sowbug Roundup. Now they have extra inventory and guides that have trips cancelled and it behooves us to help lessen the loss those visitors would normally bring in. Please consider booking a local guide trip, look at the equipment and flies available through our shops and let's help keep them afloat. The shops and guides support us during the year and we need to return the favor in such unfortunate times.

The shops are also getting creative. Dally's for example, will let you call in with your order and will give you curb side service, no need

to even go in the shop! Works for restaurants to help keep them in business, why not other industries?

Check your local shop and I bet they would do the same if asked.

We also need to support our local small town stores like Harps, the Truck Patch, Town and Country, Orscheln and others. Let's help keep the small Mom and Pop stores from being hurt too much. Please consider them when you need groceries, pharmacies or household items as you shop or need delivered.

We are still able to access our local waters and fish, except for the Buffalo River System. Until further notice, all activities within the Buffalo River system, including the river access is shut down. If you do go fishing, please be careful and respect the social distancing as the ramps are generally full.

Stay safe and support our local businesses,

**David M Boyer**

## Thankyou Sowbug Club Donors!

Even though the auctions and raffles for the Sowbug Roundup never materialized, the quantity and quality of the prizes reflect the enormous generosity of our club members. We are so blessed to have received: tackle, artwork, books, clothing, tying materials, flies, tools, knick knacks, jewelry, vises and dozens of other items for our show. All of this is now ready for the daily raffles, silent and live auctions and special raffles. They are stored away, of course, waiting for 2021. The club is so thankful and is excited for our future attendees to see it all. Let us pray that we can again come together, as a fly-fishing community, to gather at Sowbug 2021.

Our club member donors for the 2020 Sowbug Roundup include:

Paul & Lyn Ashton

David Asproth

Bill & Sandy Barksdale

Kevin Boddy

Terry Briggs

Grant Carter

Tom Emerick

Gary Flippin

Dennis & Amy Galyardt

Bob Jensen

Bob Krause

Gail Lee

Cindy Louis

Patty Lueken

Roger & Tracie Maler

Ron McQuay

Susan Parsons

Dave Schisler

Steve & Anne Schwerdt

Pat Smith

Rueben Swenson

Mike Tipton

Gary Woodward

Rochelle Zimmerman

A special thank you goes to John Glasgow, former club member, for his donation of 80+ angling books. Some of these classics date back to the early 1900's. These will be used in the upcoming auctions and raffles. What a wonderful gift!

Again, thank you so much.  
**Dennis Galyardt**





## Sowbug Tyers' Report



TONY AND DOT SPEZIO

It was sad day when we had to cancel Sowbug Roundup due to the Covid-19 virus two weeks before the event. Three weeks before the event we were still making plans to protect all of us. How things can change in a week. We had so many good tiers coming to demonstrate their skills, teach us new flies/techniques and be presentation tiers. All that planning and effort now has to go on hold for next year.

I want to thank all that helped and were going to help put on the event. I will count on everyone to keep us in mind for next year, as we are not going away!! I also want to thank all the posters on the Sowbug and Sowbug Friends Facebook pages wishing us well. We will be. It was quite a letdown, but in the end the wisest decision to make and we will be back! All of you stay safe and well so we can see you next year.

As an update, Tony Spezio, the Sowbug patriarch, is still in a care facility under lockdown. Not even family can visit, so getting information is difficult. He turned 90 a few days before the Sowbug was ready to commence and he had been looking forward to visiting

with all his friends. We wish him well and hope he makes it home soon as his wife, Dot, is also in the same facility.

David Boyer

Fly Tying Chair

Sowbug Roundup

## NAFF Outings Cancelled!

As with every other social activity, the NAFF Fishing Outings are on hold until further notice. Last month's outing on the North Fork of the White River was cancelled due to high water. This month's planned outing to the pond at the Country Oaks B&B in Mountain View has also been canceled due to COVID-19 social distancing issues. NAFF fishing outings will resume as soon as it is possible. Watch for more information in this location!

607 County Road 11  
Mountain Home, AR 72653  
870-430-5216 VRBO #7267874  
www.LodgeBetweenTheLakes.com  
Steve & Betsy Johnson - Hosts

**MooseCreek Knives And Rods**  
**Keith Gann**  
Handcrafted hunting and skinning knives  
Bamboo rods restored and repaired • Custom leather sheaths  
Bamboo flyrod/reel display pieces • Hand tied spun deerhair poppers  
Collectible fly fishing books  
3959 N. 60th St. 913-299-9603  
Kansas City, KS 66104 kmgann@swbell.net

## Crooked Creek Canoes

Canoe Rental & Shuttle Service

Jimmy & Becky Walker

870-404-6054

1002 MC 4006 • Yellville, AR

Arkansas Stream Team Member - Snow Access



TFO Rods  
SPRINGBROOK



NICHOLAS CONKLIN

8105 Sovereign Row  
Dallas, TX 75247  
800.638.9052  
Cell 616.516.3149  
Fax 214.638.9053

Nick@TFORods.com  
TempleForkOutfitters/Facebook  
www.tforods.com

Bill Shank  
Rivers Edge Marketing  
Fly Fishing Manufactures Rep  
307 North Meadow  
Nixa, MO 65714  
Cell: 417-708-1579  
troutboy8747@yahoo.com

Fish with OZ

OZ Custom  
Fishing Rods

31 Sunrise Court  
Mountain Home  
AR 72653

Fly Spinning Casting

www.fishwithoz.com

870 736 2270

Like us on Facebook @ FlysandGuides  
Follow us on Instagram Lisa\_flysandguides & Flysandguides

**BADGER  
TENKARA**  
Fish More - Fuss Less  
Fixed-Line Fly Rods for Trout, Bass, Panfish, & More  
All Purpose CLASSIC Adjustable Length BAD AXE  
Bigger Fish WISCO Ultra-portable UNC  
Learn about Tenkara and explore our Blog, Trip reports, and Videos  
at  
www.badgertenkara.com

## AGFC Update



Hello All! As an employee of the Arkansas Game and Fish Commission, I am writing to you all from the comfort of my "home office". Several weeks ago, all AGFC facilities, including our office in Mountain Home, were closed to the public due to the outbreak of COVID-19. Those facilities will remain closed until further notice. Effective last week, all non-essential personnel, including myself, were sent to work at home to protect both AGFC employees and the public. However, we are continuing to operate as normal: fish are being stocked, spring electrofishing and netting samples are being conducted, and maintenance is being performed throughout the state. The "work-from-home" aspect is an adjustment for all AGFC employees, but I am incredibly proud of our agency and that way that our administration has responded to this crisis.

Throughout this situation, they have strived to ensure not only the safety of their employees, but also the safety of our hunters and anglers. Unfortunately, this pandemic has resulted in the cancellation of several public meetings/presentations related to trout management in Arkansas. However, I look forward to getting back out there and interacting with you all again as soon as possible.


I'm sure that you all have seen on multiple occasions that fishing is one of the best ways to get out and enjoy some fresh air, while still practicing "social distancing". With that in mind the AGFC Commissioners, in cooperation with Gov. Asa Hutchinson, voted during a special called meeting on March 19th to waive all fishing license and trout permit requirements for residents and nonresidents from Saturday, March 21 through Sunday, March 29. We were one of the first, if not the first, state fish and wildlife agency to temporarily waive those requirements. Other states have since followed that lead. Our agency readily encouraged the public to take advantage of that free fishing opportunity and I think a lot of anglers did just that. I have never seen so many pictures of families out fishing as I have in the last couple of weeks. In an extremely difficult time, a lot of really great life-long memories are being created.

All AGFC access areas on our trout waters remain open at this time to allow anglers to continue


fishing. I urge you all to be respectful towards one another and continue to practice social distancing. We recommend you stay at least a fishing-rod's length away from other anglers. There are many reports coming in that the caddis are hatching and that fly-fishing is going to be great very shortly. I hope you are all able to take advantage and enjoy something relaxing during this crazy time. Please feel to reach out to me with any questions you may have. In the meantime, I hope you all stay safe and healthy!

Christy Graham

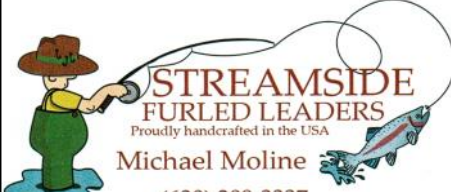
Christy.Graham@agfc.ar.gov




Darin Jacober 573-489-4213



darin@3creeksgroup.com  
2606 Aster Court • Columbia, MO 65202



Michael Moline  
(630) 209-3337  
mike@streamsideleaders.com  
streamsideleaders.com





## River Fishing Report



With somewhat less generation during the month of March our tail waters have brought us a multitude of different rivers to fish. That is to say water levels from 6 units down to none for some short periods of time; and if you were lucky enough to catch this, it was stellar catching to say the least. We've seen some caddis hatch, some shad come through and of course the ever present midge hatch. All courtesy of water levels and copious amounts of rainfall. I'm sure many of you have figured out by now that rainfall upstream causes flooding downstream and often provides wading opportunities for our two rivers below the dams. As of this writing it is raining again (my gage shows a bit over an inch) with more being called for the rest of the week. The lake of course will rise some more and is currently just over 680 at Bull Shoals and 571 on the Fork with spillway gates open to supplement releases from the dam. So there might be a window of wading opportunity opening up if water levels downstream become uncomfortable for the C.O.E. (how's

that for subtle?)

If you do get to wade or fish some lower levels of water, our caddis hatch is the place to start. Dries will work but we all know most of the fish are actively feeding below the surface during a hatch and that is where the fly fisher is going to catch the better fish most of the time. Two flies of course. Mostly the caddis begin hatching over rock piles in such places like the Narrows or Tucker Shoals near faster water. Generally, the hatch begins downstream and works its way upstream in waves. We have seen this hatch last almost into June in the past with these waves moving upstream and then starting again and moving upstream several times generally ending in the state park. Although the past couple of years the dam area has come alive with some caddis. Drop a midge below your caddis.

As for dries a humpy big enough might support a two fly tungsten headed rig and provide some surface opportunity. As for me I'd just simply use two dry flies for my surface fix. Oh, that surface action is addicting isn't it?

So, April is mostly the caddis month, but my guess is soon the water is going to let loose which will of course change everything and kill the caddis gig. Back to spaghetti and meatballs and high water. You know worms, eggs etc., perhaps with a caddis dropper.

Support your local fly shops: Wishes & Fishes is in operation and has stock. Our web shop

<http://theflyfishing-store.com> is up and running and we are shipping orders out every day. We would be happy to ship to you in the Twin Lakes area. We are open at this time but do ask that when you come into the shop observe current protocol with distance. We are here to serve. Products are still coming in and our selection of beads is good but dwindling on some of the bigger sizes. If you like, feel free to call the shop Monday-Saturday and order over the phone. Special orders are welcome but give us some time to acquire those items. Please browse our web shop as there are some newer items up.

Jim Traylor

<http://theflyfishing-store.com/>



(870) 365-6277

[www.trouthousecabin.com](http://www.trouthousecabin.com)

### GOLDEN RULE FLY SHOP

"You could pay more, but why would you?"



Steve Couch  
[goldenruleflyshop.com](http://goldenruleflyshop.com)  
918-456-1903



Duane Hada's Rivertown Gallery  
104 East 7th Street • Mountain Home, Arkansas  
870-425-3898 • [www.rivertowngallery.com](http://www.rivertowngallery.com)

## Musings of a Fly Fishing Guide

### “Why So Many “Fly Patterns ?”

Have you ever asked yourself why we have so many fly patterns and thousands of flies to go catch a fish on? I ask myself that question every time I visit a fly shop and look at all those flies in small trays or flip through a catalog with page after page of flies for sale. It's mind-boggling when you think about how many flies, we have today to go fish with. Some people want to learn how to fly fish but quickly become discouraged and give up the idea when they see all those flies. They probably think that fly fishing is a crazy sport, and the people who participate in that sport are crazy too—and maybe we are, to some extent! After all, there are thousands of saltwater and freshwater flies. How many flies does a fly fisherman need to go catch a fish (a fish that has a very low IQ to begin with)? Some fishermen give a trout way too much credit for having a lot of intelligence, or smarts, as I call it. I'm sorry, but fish were on the low end of the species list when smarts were being handed out. Some people got shortchanged as well, but that's another story for another time. Anyway, I have no idea how many fly patterns we have today and probably no one else knows either. I doubt anyone cares. I do know it's a lot, and, in my estimation, way more than we need. I



know

many fly fishermen who carry several boxes filled with flies, many of which will never be used, but they carry them anyway. I think if we eliminated fifty percent or more of the fly patterns we currently have today, or at least weed out the bad ones, the number of fish caught by anglers would not change. There's no accountability, control or standards set in place when it comes to creating and designing fly patterns; so we just keep cranking them out and adding to the pile, both good and bad fly patterns.

Most products are driven by the almighty dollar, and fly tying and distribution is no different. I think most of us know that, but sometimes we forget. The dollar has, to a large extent, helped create many fly patterns, both good and bad. To make money in the fly business, manufacturers, wholesalers and retailers need to create new designs and new fly patterns each year to maintain a healthy market. A good example is John Barr's "Copper John," which has been

the top fly seller for Umpqua for several years now. To continue the market growth for that fly you can now purchase it in green, red and various other wire colors. I guess the trout got tired of the copper color wire, so other wire colors were added to continue its legacy—and, of course, continue the flow of dollars. I have actually been in a fly shop when a fly fisherman walked through the door and asked, "What fly are the fish eating today?"

The shop owner quickly replied, "A Copper John!"

"Oh, I have plenty of those," the fisherman said.

"But do you have them in green wire?" asked the owner.

"No, I just have them in copper wire. Here, let me have six of your green ones."

"Tomorrow they will probably be biting on the red ones," quipped the owner.

"Well, give me six of those, too!"

"Coming right up!"

Many fly tyers, commercial and otherwise, are always trying to come up with that silver bullet fly. You know, the fly that is capable of catching fish anywhere and anytime it lands in the water. There are some tyers who are hard at work trying to come up with that signature fly so they can name the fly pattern after themselves or someone in the family—maybe even their dog Bowser. I guess they want to leave some kind of legacy behind. There are also fly tyers who just enjoy designing and creating new fly patterns. Many of these people are very creative and blessed with artistic skills, something I never had. I have known some people who have never fly fished in their life and don't plan to, but they enjoy tying flies. It's a hobby for them and gives them an

opportunity to sell their flies for a few dollars. I think when you add all this together, you can see why we have so many fly patterns and thousands of flies: the good, the bad, and the ugly!

As a fly fishing guide, my approach to tying flies is keep it simple and don't make it difficult. As a trout fisherman, you should be able to get by with eight or nine good fly patterns. After you have chosen your good fly patterns, ignore the many other thousands that are out there. Don't allow yourself to get caught up in the fly pattern madness that so many people get caught up in. Believe it or not, most anglers do get caught up in that madness! That's why they end up with fly boxes with hundreds of fly patterns and flies. The only reason I suggest eight or nine patterns is because it would allow you to trout fish from the bottom of the water column to the film. My suggested patterns are a worm, egg, nymph, midge, wet fly, hopper, dry fly and small streamer. Pick out a good pattern in each one of those categories and stay with it in your tying. If you hear about another pattern that's catching a lot of fish, ignore it. Your fly patterns you chose are catching fish, or you wouldn't have selected them. There are no silver bullet flies out there. If you are only a nymph fisherman, you only need about three good patterns. A nymph, a midge and an egg. If you became a good nymph fisherman, you will be able to catch trout twelve months out of the year.


Ninety percent of a trout's diet are small nymphs. Once you have selected your patterns, tie them in various sizes and weights. That is the single most important bit of advice I can give you—tie them in various sizes and weights. You may even tie a hotspot on some of your flies or vary the body color on some of your flies. Stay away from letting yourself get caught up in the madness of tying up so many fly patterns. I tie very simple patterns called guide flies. My flies do not have a lot of detail. If they did, a trout might find something wrong with them. Let the trout decide if it's a food item or not. Again, I tie very simple patterns and my clients and I catch a lot of trout on them. Don't allow yourself to get caught up in the fly pattern madness that so many people get caught up in and never get out of. If you do get caught up in it, at least make sure it's profile driven; in other words, make sure your new fly has a different profile look than your existing flies. Adding another fly with the same profile look as your existing flies is counterproductive, in my opinion. Remember that different sizes with different weights will get your flies down in the water column where they need to be. That will translate into catching fish. Remember to keep it simple, because the fish do. Don't make it more difficult than it really is.

Danny Barker

Fly Fishing Guide



**Whitlock**  
Fly Fishing  
Dave  
Emily  
PO Box 60  
Welling, OK 74471  
toll free 888-962-4576 • tel 918-207-0005  
fax 918-207-0050 • whitlock@davewhitlock.com  
www.davewhitlock.com



**Donna Gellenbeck**  
**ee's by Donna**  
139 Dogwood Lane  
Lakeview, AR 72642  
870-620-0037



**Rim Shoals**  
**RESORT**  
White River • Arkansas  
www.rimshoals.com



## North Arkansas Women Participate in Fly Tying Award Workshop

Susan Parsons proclaimed "It was wonderful to tie with a group of wonderful women". What is she talking about? The Bronze Award Workshop on the banks of the world famous White River in Mountain Home, Arkansas!

Prior to the taboo on social gatherings, 13 women, all members of Fly Fishers International (FFI) Women Connect, gathered to tie flies for the Bronze Tying Award. Two of the participants also worked on their Silver Award.

The goal of this latest FFI Women Connect initiative was to improve tying skills in a supportive atmosphere while earning the Bronze award, which Susan Parsons and Patty Lueken successfully completed. Others are pending. By-products included having fun and a continuing connection as the participants follow up on each other's progress.

The group attributed its tying success to Gretchen Beatty, an FFI Buz Buszek Memorial Award winner and wonderful teacher. The Buszek Award is the most prestigious fly tying award in the world. Peggy Brenner, a workshop participant, also contributed her knowledge.

In addition to tying flies, the women toured Wapsi Fly, the largest fly



SUSAN PARSONS

tying supplier in the world. Several of the women wanted to do a little housekeeping and sweep up the feathers that had fallen on the floor in the drying area. No charge-as long as they could keep the items swept up. The participants also had Sunday Brunch at Gaston's Resort and spent an evening at a reception at Duane Hada's Rivertown Gallery. One evening also included a Redneck wine tasting event as we celebrated Mardi Gras, courtesy of Oleta Webb from Florida. Some participants also fished, but the very high water levels generally helped the fish avoid becoming caught.

Participants from the North Arkansas Fly Fishers were Susan Parsons, Patty Lueken and Charlotte Day. Next year the week long workshop will begin the fourth Sunday in March right after Sowbug, so if you want to improve your tying skills, contact Patty Lueken at [plueken@luekenlaw.com](mailto:plueken@luekenlaw.com) to reserve a spot. The Workshop

is limited to fifteen participants and is about \$250.00 for a week long instruction program, meals and lodging.

Patty Lueken



**Cotter Trout Lodge**  
Carolyn Gill / Jane Hatchet  
**870-435-3000**  
107 Harding Blvd.  
Cotter, AR 72626  
Trout Capital USA  
[cottertroutlodge@gmail.com](mailto:cottertroutlodge@gmail.com)

**ozark mountain TRADING COMPANY**  
**Larry Jenkins** (479) 299-9227 [larry@ozarkmtc.com](mailto:larry@ozarkmtc.com)  
**Bruce Jenkins** (918) 809-5357 [bruce@ozarkmtc.com](mailto:bruce@ozarkmtc.com)  
**Store # 870-778-0070**  
124 McLean Ave., Cotter, AR 72628  
[www.ozarkmtc.com](http://www.ozarkmtc.com)

**BreamBugs.com**  
1-800-513-7041

## Cotter Diesel Spill Update

The following article appeared in the Baxter Bulletin on Monday March 23rd. Printed with permission.

**COTTER** — A bulk diesel storage tank near Cotter sprung a leak early Monday, sending diesel down a storm drain and into the White River. As of Monday afternoon, Cotter Mayor Mac Caradine said he was uncertain how big the spill was or how much of the diesel made its way into the White River.

Caradine said he received a call at about 10 a.m. Monday morning from a local resort owner. That owner told the mayor guides and fishermen on the river that morning reported seeing a sheen along the banks of the famous trout river. They also reported a heavy fuel smell.

Workers at the city's water plant also reported a heavy smell of diesel in the air, Caradine said.

Small slicks of what appeared to be petroleum product appeared in a White River tributary near the

Cotter Water Treatment Plant Monday afternoon. The area had a significant diesel smell in the air as well.

Caradine and a city employee went to investigate and discovered diesel running into a city storm drain. They traced the leak back



and discovered a nearby bulk diesel tank was leaking.

The mayor said he immediately notified the Arkansas Department of Environmental Quality and the Office of Emergency Services in Baxter County. Currently, Baxter County Judge Mickey Pendergrass is serving as interim Baxter County OEM director, Caradine noted. The Bulletin contacted ADEQ requesting information regarding the spill Monday afternoon. A spokesperson requested an email outlining the information the newspaper wanted.

The ADEQ sent a reply saying they would "look into" the request and respond later.

However, Benny Magness of Magness Oil, the company that owns the bulk transfer station, was able to provide information regarding the incident.

Magness said once he was made aware of the situation, company employees with heavy equipment and environmental cleanup gear arrived on the site and immediate-

ly began cleaning up and draining the 16,000 gallon tank of the remaining diesel fuel.

Magness said the leak occurred at the bottom of the tank. The hole, he said, was between the size of a drinking straw or your little finger. Unfortunately, a valve left open in a mitigation area allowed the spill to move from the transfer station unchecked.

Cleanup efforts included a stream of tanker trucks along with backhoes and other equipment. Workers were actually sent into a drainage to clean the ditch by hand, Magness said.

Magness said as of Monday afternoon, his best estimate for how much diesel fuel leaked was somewhere between 500 and 1,000 gallons. The cleanup effort will continue into the night, Magness said. Weather will have an impact on those cleanup efforts.

"If we get just a half an inch of rain, we can handle that," said Magness. "But, if we get two inches



of rain tonight, that's going to make things difficult.

The company has already contacted an environmental assessment team out of Little Rock to come assess the spill and make recommendations.

"It gives us an independent eye to tell us what we need to do," Magness said. "We're doing our best to get this cleaned up."

Company personnel also will drain nearby tanks of any remaining petroleum products, Magness noted, saying the company doesn't use the site much anymore but had been recently doing so to give drivers work during the slowdown of demand on fuel.

The following information is based on site visits by Mike Risk, board member and Steve Blumreich, president of Friends of the North Fork and White Rivers.

Mike Risk, board member and Steve Blumreich, president of Friends of the North Fork and White River visited the Magness bulk plant site in Cotter on Wednesday, March 25. Mr. Jeff Magness showed us the source of the leak, explained how it occurred, the estimated amount of diesel fuel leaked (500-800 gallons), what had been done to stop the leak by removing all fuel from the tank and the work started to clean up the site. The Southern Company from Little Rock has

been retained to remediate the site in compliance with ADEQ regulations. ADEQ personnel were on site at the time of our visit. Mr. Magness indicated the bulk plant hadn't been used in several years, except for this one instance and was now going to be dismantled to ensure it will not be used in the future.

On Friday, March 25, Mike Risk and I walked the Rim Shoals trail looking for signs of diesel fuel residue. We did not see or smell any residue. We talked to fishermen, guides and resort operators and no one reported signs of fuel residue on Friday, March 25.

According to Christy Graham, supervisor of the Arkansas Game and Fish Commission Trout Management Program, AGFC personnel have been on the river and have not observed any fish kills down river from Cotter.

We are in contact with ADEQ and will monitor further developments as they are available.

### Steve Blumreich

President

Friends of the North Fork and White Rivers

417-839-0193

Sblum1326@gmail.com




**Jerry Cook**  
219 N Jefferson Saint James, Mo 65559 573-265-2844  
www.jcookflyrods.com  
**Your Fly Fishing Specialist**



**Dally's Ozark Fly Fisher**  
"Your Gateway To The White River"

www.theozarkflyfisher.com 1200 West Main #7  
Cotter, AR 72626  
Water Releases: 870-431-5311 870-435-6166




**Get your money's worth.**

Choicehotels.com/AR607

Ricky Johnson  
Owner/General Manager

T 870.424.9000 F 870.425.0691  
comfort@suddenlinkmail.com  
1031 Highland Circle  
Mountain Home, AR 72653




**Fred Bach**

**STONEBROOK PRODUCTS**  
821 Christensen Rd.  
Mtn. Home, AR 72653

(870) 492-4715  
fbach@centurytel.net

**Buffalo City Guide Service**  
White & Norfork River Trout Fishing  
Fly Fishing with Nymphs  
Spin Fishing with Jigs

**Danny Barker • 870-424-4110**  
429 CR. 638 • Mtn. Home, AR 72653  
barker002@centurytel.net



**Daniel Galhardo**  
FOUNDER & CEO

BEST	info@tenkarausa.com
DIRECT	daniel@tenkarausa.com
PHONE	888-483-6527

tenkarausa.com



## Warm Water Fishing

Dylan Galyardt was in town for his annual Spring Break visit and the plan was to get him, Amy and Dennis out on Norfolk Lake and see what might be hungry for a Clouser Minnow! Unfortunately, recent heavy rains had turned the water in the Bennett's Creek Arm to a nice medium roast color (with just a hint of creamer!) making visibility extremely limited to say the least! However, after a quick conversation Thursday evening the decision was made to launch at Fout Marina first thing in the morning and give it a try anyway.

The first cove we fished was adjacent to the marina and fairly protected from the winds that were ahead of the approaching cold front (iced coffee!). Fortunately, both Dylan and Dennis are excellent casters (even in the wind) and were able to put their flies where they needed to be! After a slow bite early, things began to pick up



DYLAN GALYARDT

after Dylan stuck a BIG crappie (his personal best!) that was suspended over some flooded brush. Soon after a nice bass, then Dennis lands a slab bluegill on his tenkara rod and just like that the live-well is starting to look a bit better! After a quick and rather chilly boat ride to the next creek arm, the action picked up even more! Nothing huge, but the largemouth and Kentucky bass were cooperating enough to keep the rods regularly bent! Then finally, as we crossed the end of the cove near a feeder creek, Dennis's rod bends a bit deeper and the first of several white bass is in the boat! These were the males that move in first ahead of the larger females. Smaller in size or not, these temperate bass pull harder than just about any fish their size (and they taste good too).

At the end of the day, I guess there was a good lesson to be learned. "Don't judge what you think the day may be like based on what you see from the boat ramp!" Because it was sincerely a memorable day with the Galyardts! The underlying competition between the "Two D's" was really funny! Amy was a GREAT Co-Captain, photographer and occasional "remote trolling motor operator!" and the fishing wasn't too bad either!

Michael Schraeder  
Flywater Outfitters



DENNIS GALYARDT

**DAVY WOTTON**  
World-Class Fly Fishing



- American International Schools of Fly Fishing
- Outfitter and Guide Services for the White River region.
- Custom Flies and Fly Fishing DVD's

Cell: 870-404-5223  
davyfly@ozarkmountains.com  
[www.davywottonflyfishing.com](http://www.davywottonflyfishing.com)

**WE'VE GOT IT COVERED**  
**I.T.S. Inc.**



5518 Hwy 5 North  
Midway, AR. 72651  
Phone 870 481 6856  
FAX 870 481 9857  
E-Mail [sales@ihsyes.com](mailto:sales@ihsyes.com)

**Fun for Family and Friends**

**Miles & Michelle Riley**  
129 CR 640  
Mtn Home, AR 72653  
**870.425.4221**  
[info@rileysstation.com](mailto:info@rileysstation.com)  
[www.rileysstation.com](http://www.rileysstation.com)



**RILEY'S**  
WHITE & BUFFALO  
OUTFITTER

**Wishes & Fishes**

Guide Service  Group Trips  
**FLY SHOP**

[FlyFishArkansas.com](http://FlyFishArkansas.com) • 870-445-3848 • Bull Shoals, AR

## Fly Tying Tip Split Tails

When using Moose Mane or Microfibbets as tails and you need to split them, there is an easy way that is very effective.

Cut about a 4" piece of thread off the bobbin and hold aside for use (I am using a brighter color for photo purposes). Tie in your tails, two or three as you desire (photo #1) on top of the hook. Some times it is difficult to get the initial split, so place your thumb or fingernail under the tail fibers and push against the thread base (photo#2). This will allow the fibers to separate and make the next step easier.

Take your scrap piece of thread and wrap around the hook from the gap/underside of the hook, so the thread comes up between the tails and on either side of the hook shank (photo #3). Pull the scrap section toward the hook eye until the tails are split and held per your desires, tie down with your thread (photo#4).

As a final step you can place a very small drop of UV resin at the base of the tails and they will not slip once in the final position (photo#5). I use Solarez Bone Dry Ultra Thin with the minimum drop I can apply.

While this technique will work for hackle barb tails, care must be taken to do so gently as the hackle barbs are much thinner and less stiff than Moose or Microfibbets (paintbrush bristles). This means

they tend to fold all the way forward even with the slightest bit of too much pressure from the scrap thread.

**Dave Boyer**



PHOTO 1

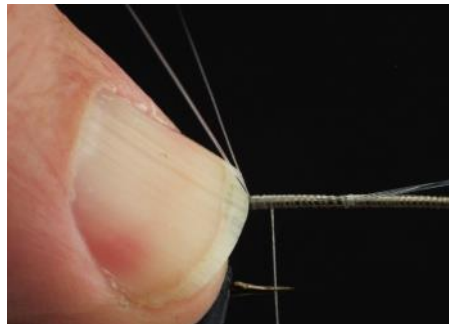


PHOTO 2




PHOTO 3




PHOTO 4

## Ozark Troutfitters

Fly Fish the White and Norfolk Rivers

Denis Dunderdale

(870) 405-9678

Cotter, Arkansas - "Trout Capital USA"

FFF Certified Casting Instructor FFF Guide's Association Governor

dryfly@infodash.com

www.ozarktroutfitters.com

## Berry Brothers Guide Service *Flyfishing For Trout*



John Berry  
(870) 435-2169

408 Combs Avenue  
Cotter, Arkansas 72626

www.berrybrothersguides.com

Lanesboro, Minnesota

## Root River Rod Co.

507.467.2101

rootriverrodco.com

Find us on

"Deep in the Driftless"



WWW.NATURALSTATEFLYSHOP.COM

FULL SERVICE FLY SHOP &  
PROFESSIONAL GUIDE SERVICE

102 HARDING BLVD.  
COTTER, AR 72626  
870.478.9111

FLYFISHCOTTER@GMAIL.COM

## OUTDOOR IMAGES

by Jay "Fishy" Fullum

Originals • Commissions • Canvas Giclée Prints  
Art Prints • See website for details.

39 McCulloch Ave. Ravena, NY 12143

518.461.6690

fishyfullum@gmail.com

www.fishyfullum.com


## FLYWATER OUTFITTERS

Michael Schraeder

870-421-1432

705 Arrowhead Drive  
Gassville, AR 72635

flywateroutfitters@gmail.com  
flywater-outfitters.com





## Davy Watton on Tying and Fishing Caddis

### Caddis

At the time of writing we are in anticipation of the forthcoming caddis emergence; which as we know can be at times on the White river system awesome.

So, let's take a look at some of the related issues. The caddis emergence is to some extent related to both water and climatic conditions. Unfortunately, we are subject to periods of extreme high water flows that are not generally conducive for us to see much in the way of surface activity. That is not to say that the larva have not attempted to emerge from the caddis case. It's simply that the downstream water speed does not allow for the pupa to ascend to the surface to emerge. That being the case, odds are the trout will gorge on the emerging pupa at lower levels in the water column. If we see lower flows, then we will see more surface activity as the fish themselves are comfortable to rise and stay in the upper levels taking the emerging pupa and winged adults; but that may not be the case. Therefore we as anglers have to adapt.

In my lifetime of fly fishing water around the world, one good lesson I learned is that if there is an abundance of a species that the fish are turned on to, it pays to fish flies that are in some way representative of that species. Albeit there may be flies that have no resemblance that are taken. Which is

often the case for our rivers mainly due to the introduction of stock fish that know no different. That said, in the case of our brown and long term resident Rainbows that can be a different matter.

### OK the caddis flies.

There are very many different species which are geographically related which is also related to the nature of the river system they inhabit, so we see western and eastern species. The general life cycle of the caddis fly is the same, larva, pupa, adult. The main way to identify difference is size and color of the specie.

That said, there are 3 main differences in so far as the larva are concerned. Classified as case makers, net spinners or free swimmers, all of which will be eaten by trout. Further the nature of the larva is also related to how we can identify the different species.



We have here on the White river system 5 species of caddis that I have been able to identify. That said it is the *Brachycentrus*, also

known as the American Grannom or Mother's day caddis. That is of the greatest interest because of the hatches that resemble a snow fall. Generally hatches occur as the temperature warms up during the day. Often as not the best emergence will be seen from mid-day onward and may well last a few hours. However, many anglers are confused when they see caddis flying around early or late evening. It may not be a hatch going on, simply that the adults that have been sitting it out in the bankside vegetation looking for mates. As evening approaches, you may see the females ovipositing as they fly upstream. Either way at this time dry fly and wet fly fishing can be deadly.

For this article we are going to deal with the caddis larva which for our rivers are an important diet of the trout. From the egg to the average time of emergence it is about a year. As the larva grow, they will eventually make a cased home which is generally made up from the available vegetation and debris. In the case of the *Brachycentrus* it is of a tubular form, about  $\frac{1}{2}$  to  $\frac{3}{4}$  of an inch in length. Many of you, I know, have found one of these attached to your hook when nymph fishing. It is generally of a dark brown color albeit I have seen them more of an olive shade. They will attach themselves to rocks, moss beds for periods of time but will also move in what is known as behavioral drift. This can be in great numbers prior to



emergence as they may well seek faster well oxygenated shallower zones. At such times often as not great numbers of the larva can be concentrated in zones which is why often you will see in a small section of the river a huge hatch. If you can locate one of these zones I can almost guaranteed there will be a number of large browns gorging on those larvae. Last year was a prime example of that, I had located 3 of those zones and the numbers of browns we caught from those sections was unreal. For that to happen we really do need a steady water flow for a period of time. Rise and fall of water levels will change that day to day.

### Flies.

Need to be simple affairs more or less of the right size and profile of the larval case. Do not use excessive weight, we need the fly to drift above the riverbed within about 1 foot of it. In shallow zones you do not need any great weight anyway, you want the fly to drift as natural as you can get it.

I will tie flies with and without weight, such as a 2mm bead or a small amount of lead as an underbody. Trout will, once they see natural, become more aware of what the real thing looks like and may well refuse flies that do not.

### DW Caddis case larva.

#### Tying

Hooks Size 12 and 14.

Weight. Small 2mm bead, black or copper or a few turns of number

10 lead wire or none.

Rib. Fine olive or copper wire.

Body. You have choices here such as pheasant tail, dubbed dark shade hares ear, squirrel, mink, musk rat. Dark Olive can also be good at times.

After I have formed the dubbed body, I then reverse wind a dark tan ostrich herl to the hook bend and reverse wind fine wire to secure it.

Head. A few turns of cream colored ostrich herl, (optional)

Hackle. A few turns of brown partridge, variegated hen or hen pheasant neck which is my choice. Make it sparse and small.



### Fishing.

You have choices here.

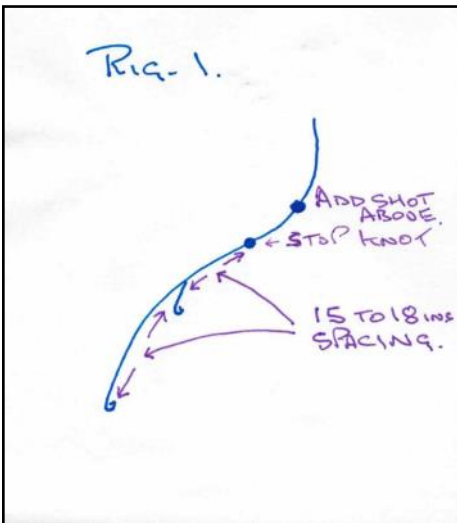
If you are wade fishing you can fish EU style that is without an indicator, with short line drifts. If you do use an indicator then it needs to be small and not one of those hi vis types. In shallow water fish can and will spook from sight of HI vis indicators and that applies to any method of nymph fishing. Higher faster flows are not so

much a problem. One of the big mistakes that anglers do is to use indicators that are way too large since its use is primarily to support your flies at a regular depth. Large indicators do not allow for better take indication. Yarn indicators are by far the best choice as they can be finely tuned.

### Rigs.

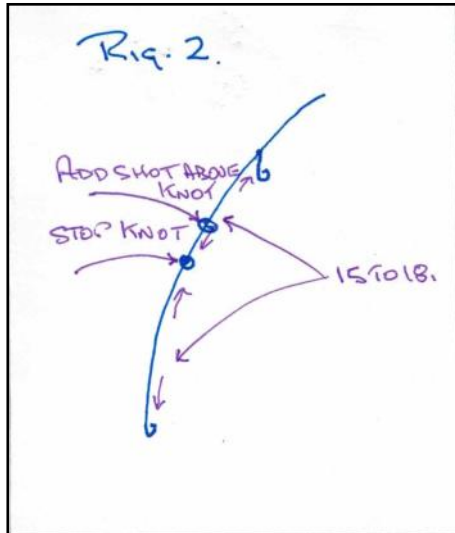
Generally 1 fish two flies spaced min 15 inches apart, more like 20 inches, attached to 5x, (4x for heavy flows) with the upper fly connected with a detached dropper or a sliding dropper rig. If I am using a weighted fly that is attached to the dropper. For medium shallow flows you probably do not need to add weight. If you do, the options are this:

To your leader add a 30 inch section of line with a surgeon's knot, cut off the tags, this is your stop knot to add your lead shot above. 1/2 way the distance from the stop knot now tie an 8 inch section of tippet material with a surgeon's and this will leave you two tags. The lower tag is for your dropper



fly. So you should have in order a stop knot, 5 inches below a tag for the upper fly. 15 inches below that is your tail fly. See Rig 1.

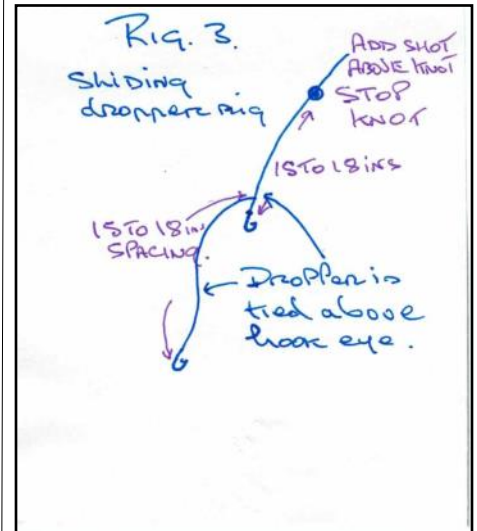
Next option is. You do the same as above except this time what was the stop knot becomes a dropper for the top fly. The mid knot is your stop knot that you add shot above, tail fly below. See Rig 2.



My sliding rig (diagram) is a common method I use as I do not like the method of tying the lower fly to the bend of the hook above. It is also an advantage to change the upper fly very quickly.

You build the rig with a stop knot, then 15 to 18 inches below you tie on your upper fly. Now tie above that fly a tippet section of min 15 to 18 inches around the line your fly is tied too. I use my Davy knot for this. It will slide on the main line, no problem, now attach your lower fly. If you need to change the upper fly all you need to do is slide the line upward, cut off the fly, change it and pull the tail fly

line back down to the upper fly. See Rig 3.



As strange as it may seem for some reason you will find one of the above rigs may well work better than the other. Much of it is based on water speed and depth and how the fish see the flies. And that applies to all methods of nymph style fishing.

### Davy Wotton





## Membership Report

Please welcome our newest (and one returning) sponsors: vendors for this year's Sowbug event that was regrettably canceled.

Fishy Fullum Art

Flywater Outfitters

Root River Rod Co

River Run Outfitters

Double XX Crossfire Boats

Natural State Fly Shop

In these difficult times, please patronize our club sponsors as best as possible. Look for their ads throughout this newsletter.

Due to the cancellation of the Sowbug event, we have a large number of members with their membership dues up for renewal and we cannot handle them personally through Sowbug and the club meetings. Reminder notices have been sent out by email; however we are no longer able to process membership renewals electronically through the club web site. If members have their own PayPal accounts, they may process their renewal electronically by sending their payment to the following PayPal account: [nafftreasurer@gmail.com](mailto:nafftreasurer@gmail.com)

The club website (<https://northarkansasflyfisher.org>) does have a pdf membership form that may be filled out and mailed with your dues. As always, hard copy renewal forms will also be sent out the end of this month.



**SUNRISE AT THE GEEZER HOLE**



**FLY TYING CLASS 2/23/2019**



Events of Interest to NAFF Members

No events scheduled until further notice!