

## RCFF Board

President  
Mark Johnson  
dataplex@acd.net

Vice President  
Rick Lewandowski  
rlwandowski1951@gmail.com

Secretary  
Tony Parks  
richardparks72@gmail.com

Treasurer  
Mike Grinwis  
mgpro1@yahoo.com

Newsletter Editor  
Terry Greiner  
tgreiner12@gmail.com

### Inside this issue:

President's message	1
Invasive species	2
FFI Challenge	3
January's speaker	4
Another use for beer	5
Man cave	6
Quiz time	7
Whip finishing	8
Late season tips	9
Fishing apps	10
Tropes	11
Tournament casting	12
Member pics	13
Michigan lakes	14
Field notes & Fridge	15
Classified	16

# Tippets, Tapers & Tales

## President's Message - January 2020

### Greetings Red Cedar Fly Fishers:

Happy New Year! I hope everyone had a nice holiday and maybe some of you were even able to get out and do some fishing with the milder weather over Christmas. I would like to take a minute and thank club members Steven Arnoczky, Mark Johnston, Phil Stevens, Harry Hill, Rick Lewandowski and Bob Bawden for making the trip over to Grand Rapids for the GLC Fly Show in early December to staff our RCFF Booth for the day. We were able to pass out a lot of cards and applications and sell some raffle tickets also. It was a fun day.



We have a great meeting planned for January. Drew Rosema of Feenstra Guide Service will be joining us to do a program titled "A year on the Muskegon". This should be an excellent presentation. Your board is also finalizing the details on 2 more presentations for February and March that should be outstanding. More details on those in the next newsletter. We have two fly tying nights scheduled for January. One on the 12th and the other on the 26th. See the newsletter for details on the time and place for these two sessions. We had a great time at last month's tying with pizza, pop, and cookies and were able to tie many flies to donate to the Reel Recovery project.

I hope to see everyone at the January meeting. We will have raffle tickets there for everyone to pick up and sell.

Mark



### 1981 McKenzie Cup Winners

The Red Cedar Fly Fishers is a Charter Club of Fly Fishers International.

It's purpose is to promote fly-fishing through Education, Restoration and Conservation

## Michigan's Invasive Species:

[https://www.michigan.gov/invasives/0,5664,7-324-68002\\_74188---,00.html?utm\\_campaign=yfh+edr+winter2019&utm\\_medium=pr&utm\\_source=govdelivery](https://www.michigan.gov/invasives/0,5664,7-324-68002_74188---,00.html?utm_campaign=yfh+edr+winter2019&utm_medium=pr&utm_source=govdelivery)

Invasive species on the watch list have been identified as posing an immediate or potential threat to Michigan's economy, environment or human health. These species either have never been confirmed in the wild in Michigan or have a limited known distribution.



### Species Profiles & Reporting Information

Birds

Crustaceans

Diseases

Fish

Insects

Mammals

Mollusks

Plants

Watch List

Prohibited and Restricted

## A Nice Place To Live.....If



In mid-November, the US Bureau of Economic Analysis (BEA) released its 2018 economic data for America's counties. Using 2017 income tax data, the BEA calculated Teton County's per capita income to be \$251,728. One quarter of a million dollars, plus \$1,728.

That, according to the BEA, was the mean amount of money earned by every one of Teton County's 23,081 permanent residents. Regardless of age, gender, work status, or what have you.

Never before in American history has a county had an annual per capita income of one quarter of a million dollars. Indeed, only five times in American history has a county had a per capita income of \$200,000 or more: Teton County in 2014: \$200,044 Teton County in 2015: \$202,833 Teton County in 2016: \$214,020 Teton County in 2017: \$227,753 Teton County in 2018: \$251,728.

*Check out more info on the article complete with charts & comparisons of other counties:*

<https://mountainjournal.org/rural-teton-county-wyoming-is-richest-per-capital-in-all-of-america>

## FFI Challenges of Fly Fishing

Recently the FFI rolled out the [Fly Casting Skills Challenge Program](#). There are three levels progressing from bronze to gold. The objective of the casting skills challenge is to optimize the basic skills at the bronze level and learn more advanced skills at the gold level. The skills are directly related to everyday fly fishing whether it is making a roll cast, double hauling and adding more distance to your cast. Who out there doesn't want to double haul and add more distance to their cast?

When working through the skills challenge, you will have an experienced fly caster or an FFI Certified Casting Instructor there to provide you with instruction and helpful tips to achieve the tasks. You will be able to ask questions and practice your new casting skills.

The [Fly Casting Skills Challenge Program](#) is all about developing your fly casting skills to overcome many of the casting challenges encountered in every day fishing circumstances. Get out there and work through the Fly Casting Skills Challenge and be up to the challenge the next time you find the fish of your dreams.

---

### Make Plans, Not Resolutions.....so what are yours for the new year?

In a scene in the spaghetti western *The Good, The Bad and The Ugly*, the One-Armed Bounty Hunter finds Tuco Ramirez in a vulnerable position: In a bubble bath. Pointing his gun at Tuco, he begins a speech: He's been looking for Tuco for eight months, and now he's finally got him where he wants him, and ... Tuco pulls his gun from beneath the bubbles and shoots the One-Armed Bounty Hunter five times. He stands up in the bathtub and says, "When you have to shoot, shoot. Don't talk."



Club booth at the December Great Lakes Fly Fishing Show in Grand Rapids.

Thanks to all club members who were able to help man the booth on Saturday



## January Meeting

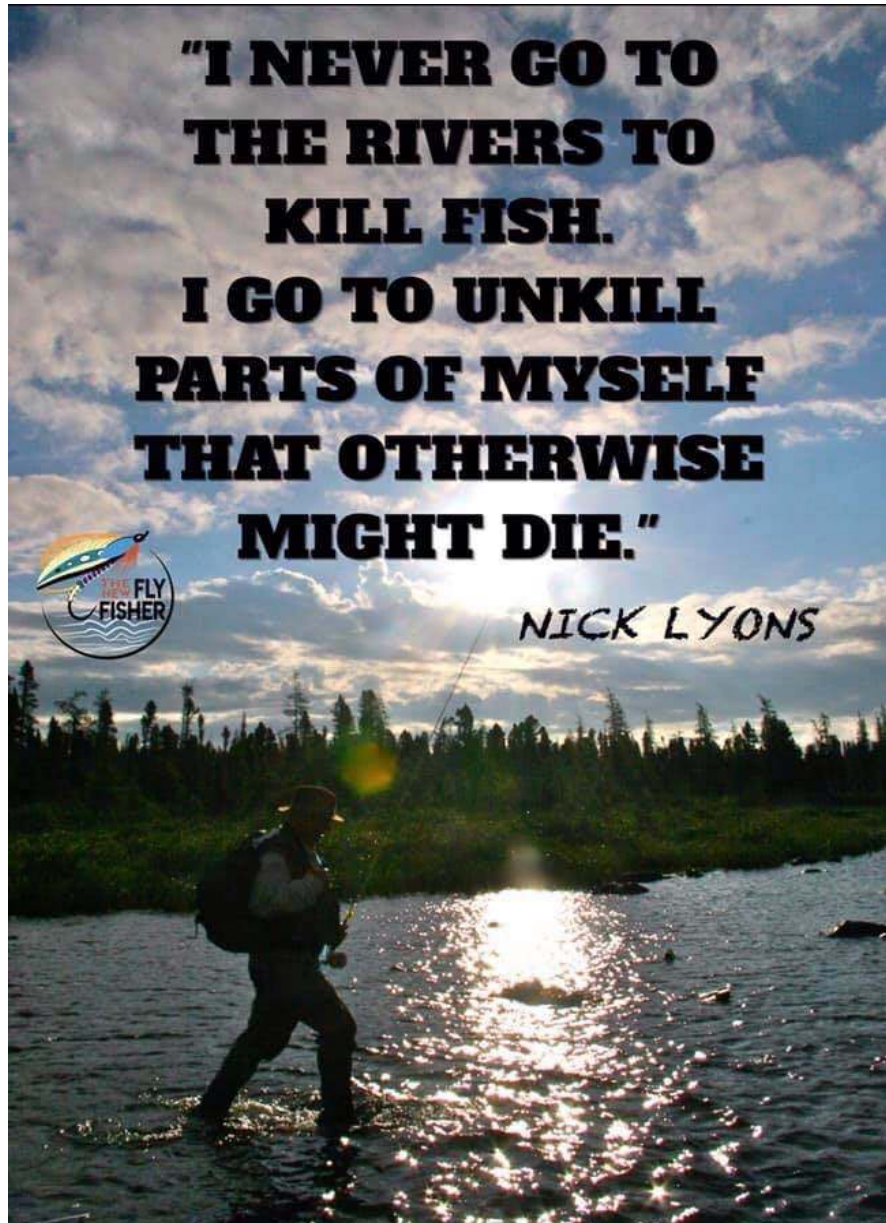
The first month of the year's speaker will be Drew Rosema of Feenstra Guide Service. Drew's home water is the Muskegon river but he's also guided in Alaska and Wyoming.

His program will be "A Year On The Muskegon." If you fish, or ever wanted to learn more about this river, mark the date on your calendar.



**"I NEVER GO TO  
THE RIVERS TO  
KILL FISH.  
I GO TO UNKILL  
PARTS OF MYSELF  
THAT OTHERWISE  
MIGHT DIE."**

*NICK LYONS*



## Toxic algae is ruining our lakes. The solution: **Beer**

First, some background. If it seems like toxic algae problems are [getting worse](#), you're right. A [new paper](#) published in October in *Nature* looked at historical satellite images from 70 lakes across the globe to see if the problem is expanding or if blooms are just getting more media attention. The trend is definitely going the wrong way, says Anna M. Michalak, one of the coauthors of the study and a professor at Stanford's Carnegie Institution for Science. "The only lakes getting better are lakes that are warming less or even cooling, so this strongly suggests there are links to climate change," she explains.

Algae love warm water. They also love nutrients, like the nitrogen and phosphorous used in industrial agriculture or from poorly managed human sewage. Climate change may bring more intense rain events which help move those nutrients from farm fields into lakes and ponds, says Michalak.

To be clear: the best way to save our pups and ourselves is to get serious about combating global climate change. We also need to do better at controlling runoff and raising water-quality standards. While we tackle those two giant issues, though, a researcher at the University of Maryland is looking where we often look when trying to solve a problem: beer.

Taylor Armstrong, a Ph.D. student at the University of Maryland's Center for Environmental Science and her professor, Al Place, have been examining whether barley straw can prevent algal blooms when added to small ponds. "When barley degrades, it releases these compounds that inhibit some species of algae," Armstrong explains. There's quite a [bit of research showing the promise](#) of barley straw in controlling certain types of algae—especially the bad stuff. They'll throw whole bales into the water, sometimes attached to rods or ropes so it stays in one place. As the straw breaks down, it releases phenolic acids and flavonoids, organic compounds that inhibit the growth of algae.

However, "you have to put it out months ahead of when the algal bloom might happen," says Armstrong, since it takes a long time for the straw to start breaking down. Armstrong wondered if there might be another [barley product](#) that wouldn't take so long to degrade. Which is when she thought of all the barley that goes into beer.

Spent grain—the leftovers after brewers extract sugars needed to make beer—is "the number-one waste product of breweries," says Armstrong, so there's a lot of it available, and many brewers give it away for free. Plus, brewers make their beer with barley hulls, which have more phenolic acids and flavonoids than are found in barley straw. Best of all, during the brewing process, the barley begins to degrade. This could mean a much shorter lead time than the weeks or months required of barley straw.


Sounds perfect, right? It is, of course, not that simple. "Do not immediately go out and throw spent grain in your water because of this. The research is still in its infancy, and anything you do could impact the ecosystem," Armstrong warns. Any time you add nutrients to a body of water, you could be triggering more algae growth, she says, noting that previous studies have shown that too much barley straw in a waterway can backfire. So can adding too little. It's like Goldilocks: you have to get it just right.

Which is why Armstrong is still testing her hypothesis in a lab. So far the results are promising. The spent grains seem to inhibit the growth of sinister algae. She's using spent grain from a pilsner made at her local Diamondback Brewing Company, which is more than happy to give it away. "I just use the Contact Us page on their website, and they said, 'Sure thing' and showed me to a barrel when I got there," she says.

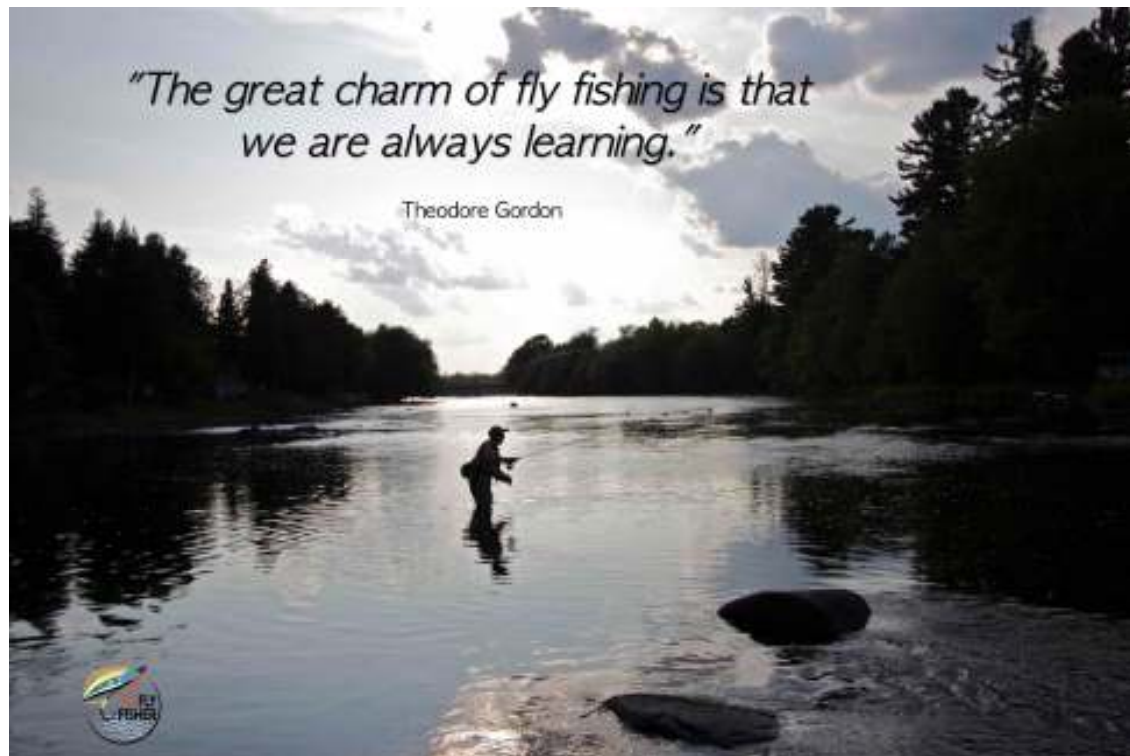
One man's trash is another Ph.D. student's treasure.



## Does Your Man Cave Have These Signs



1. What Montana river flows through Paradise Valley?  
A. Madison river                      B. Blackfoot river  
C. Yellowstone river                D. Missouri river
2. Where was the Adams dry fly invented?  
A. Montana                              B. New York  
C. Michigan                             D. England
3. What is the name of the famous fishing area near the town of Walden, Colorado?  
A. The Black Canyon                B. North Park  
C. Deckers                              D. The Front Range
4. Which of these insects does NOT belong?  
A. Brown Willowfly                  B. Springfly  
C. American grannom                D. Salmonfly
5. True or false: Tarpon are occasionally spotted off Cape Cod?  
A. True                                  B. False
6. Who wrote the book "A Modern Dry-Fly Code"?  
A. Gary LaFontaine                  B. Vincent Marinaro  
C. Gary Borger                        D. Nick Lyons
7. What species of trout are native to California?  
A. Rainbow trout                      B. Cutthroat trout  
C. Golden trout                        D. All of the above
8. Where are this year's World Fly Fishing Championships being held at the end of November?  
A. Argentina                            B. Chile  
C. New Zealand                        D. Tasmania
9. What was the original Woolly Bugger tied to imitate?  
A. Stonefly nymph                    B. Leech  
C. Helgrammite                        D. Baitfish
10. The PMX is what kind of fly?  
A. Dry                                      B. Nymph  
C. Emerger                              D. Streamer



#### Fly Tying Tip: Whip Finish

.....from the Long Beach Casting Club newsletter

When finishing off a fly, most of us use a Whip Finish, whether by hand or with a tool. The question continually comes up “do you do your whip finishing from the hook back toward the eye or from the eye toward the back of the hook?”

If you think about a whip finish as opposed to a half hitch, it is multiple layers of thread wrapped over the tag end so the multiple layers “hold” the tag from unraveling out from under the wraps.

If you wrap from back to front and tighten, you get a clean finish (Photo #1). If you wrap front to back, you create an ungainly head with a long loop of thread exposed (the green portion) that can catch on a fish's teeth.



(Photo # 2). In the photos I am using chord to give you a better visual. Compare the two methods and note going front to back puts more of a “bump” on your finished head. Now this may not seem like much, but if you are doing small flies, your tie will come out cleaner and be more durable. On larger flies with thicker thread the exposed section is easier to pull on and break.



When you pull the thread to tighten, make sure you have taken the twist out of your thread by flattening it; otherwise the thread may furl on you and break as you try to tighten the whip finish. Finally, always pull your thread to tighten parallel, in line with the hook shank, otherwise if you pull the thread away from the shank, you are forcing slack into the wraps near the tag end giving it another reason to come unraveled.

Done properly, head cement can be eliminated.



## Here are late-season fishing tips:

.....By Roger Phillips, Idaho DFG Public Information Supervisor

- **Sleep in:** There's rarely a need to be there at first light. You will usually have better fishing late morning to early afternoon when the water warms a few degrees.
- **Stay close to home:** Winter is a good time to explore your local trout fisheries, or rediscover them.
- **Plan short trips:** There's no getting around the effects of cold weather, and eventually it will take its toll. Plan to fish for an hour or two and call it good. If you can last longer, consider it a bonus.
- **Bring hand warmers:** Your hands are most likely to get wet, and they can easily get chilled. A hand warmer will quickly rewarm them. An extra pair of gloves is also a good idea because one pair usually gets wet.
- **Think about traction:** Rocks are slippery when wet, and more slippery when icy. Wading boots with cleats are a good option. It's also good to have a set of dry clothes in your vehicle in case you take an unexpected plunge.
- **Keep your feet warm:** Probably goes without saying, but you may be wading in water that's barely above freezing, so wear thick socks or two pairs. If your feet get cold, you will be uncomfortable.
- **See it as adventure:** Things will look and feel different, but the trip will be rewarding if you appreciate those differences. Catching a few fish never hurts, either.
- **Check the regulations:** Some rivers and streams have different rules for winter, such as catch-and-release fishing only, or they may be closed to fishing.

---

**Didn't find that special gift under the tree this Christmas? Well here's another new product to get you to the river, or help spotting a car for the boat.**

EB7 PLUS ELECTRIC BIKE W/ QUICK-SHIFT SHIMANO 7-SPEED & REMOVABLE BATTERY

Find out more at [www.swagtron.com](http://www.swagtron.com) for info on their electric scooters, bikes, and hoverboards



## Fishing Apps for Anglers .....by Nicole Qualtieri on Gearjunkie.com

### onX Hunt: \$20-100 (w/ a Free Option)

If you keep up with hunting culture at all, you've probably heard of onX Hunt. This is an awesome app that turns your smartphone into a fully functional GPS. I've found that I prefer my onX to a GPS due to the low cost of use, full-color satellite images, and quality of content.



OnX is free to download and costs \$20 if you want to use it in only one state. For those who travel to multiple states each season, onX also offers all 50 states for \$100. OnX allows you to mark your favorite river and lake locations, shows you public and private access, and gives you the ability to take notes on your time in each spot.

### Fishing Knots: Free

Fishing Knots is a great free app for anglers of all kinds. Open the app for a series of images outlining different connection types and hook placement options. Pick the image that's closest to what you're looking for, and Fishing Knots presents you with options for different knots to use. Every knot includes easy-to-follow, step-by-step, color-coded directions.



Each description also includes info on what types of line the knot works best for (mono, braid, etc.), knot strength, and knot name. Many of the options also include YouTube videos on how to tie the knot (if you have internet access).



### River Data (\$0.99) & River Data Lite (Free)

River Data should be the go-to app for those looking to fish from a drift boat or raft. It's a simple format that compiles all you need to know to have a safe, successful day out on the water. Simply type in the river you're looking to float, and you can view a list of all the USGS gauges available to view, current gauge heights, and an annual peak streamflow graph.

The Lite version of the app is free. But for the serious river angler, you can upgrade to the full version for \$0.99 and get weather forecasts and driving directions to any of the USGS gauges available for viewing. You can also opt into email alerts for your favorite gauges on the full version.



### Fishing Points: Free

Check out Fishing Points for all your GPS needs. Its key features are a live-active compass and real-time location tracking. Record your catches with photos, length, and weight, and geotag the exact location you pulled in that toad.

Fishing Points goes above and beyond catering to all kinds of anglers with Fish Activity forecasts, weather, best times to fish, solunar dates, tidal patterns, trolling paths, and trotline locations.



### Navionics: \$18-55

Navionics allows you to download topo maps for major lakes in your local area.

For a fraction of the cost of outfitting your boat with sonar, you can now find out exactly what's going on below the surface of your favorite fishing spots whether you're fishing in fresh or salt water.

If you already have sonar or a plotter on your boat, you can link it to Navionics. The app becomes a great tool for creating maps and storing info. Navionics works by taking maps created by users who link the app to their sonar and sharing them with other app users. And Navionics also allows you to track the routes to your spots and drop GPS pins so you can remember just where you ended up.

## Flyfisherperson Tropes (“truths” about us)

by Bob Kren RCFFer and occasionally Mr Flyfisherpersonguy

In last month's TT&T, we explored common misconceptions about our sport, as not so truthfully represented by the advertising media (and sometimes FFI and TU, sad to say). What the public, as I've heard many of them whine, thinks of us practitioners as our being some glamorous group, is the topic of this month's brief thesis. The following are all “apparentlies.”

We like no adult beverage other than single-malt scotch whisky, even though some of it tastes like dirt. Expensive dirt, but dirt just the same. The more it costs, the more it tastes, even if the taste rhymes with “hurt.” My own wooziness factor centers on beer (Bier, gbdj, bière, and as many more as Google can provide). The usual sequence is 10 a.m. to 4 p.m., the cheap stuff; 4 p.m. to 8 p.m., the good stuff; and later'n 8 p.m., back to Milwaukee's Beast. Repeat as needed.

We all are moneyed, come by (semi-?) legally, of course. Private jet, anyone? My personal private jet can secure me some alone time in any environment, unless I'm wearing waders at the instant of the eruption. Shouldn't breathable waders make whatever's inside them into something breathable? Maybe a more expensive pair is what I need.

Flyfishers appear to be exclusionary, neither welcoming nor tolerant of anybody but our own breed. Why, we go so far as to have our own shoppes, which are mostly clothing, but lotsa flyfishing stuff, too. How we ever manage to clump together is a mystery to me, and if it weren't for FFI and TU, we would, apparently, never associate with fellow practitioners at all. Face it, we want the waters to ourselves, and we always spread out on the river. Parking lots may be, except for poorly-attended chapter meetings, the only place we talk with one another. Did any of us ever try to convert a worm-drowner to a better sport? I wouldn't go so far as to call us “snobbish,” but our glower-ing at lesser beings can't help in recruiting acolytes.

We are, for the most part, largely dismissive of other forms of fishing, especially those that involve “catch and keep.” To quote the Bard of Flyfishing (don't you wish you knew who that is?), “If God didn't mean for us to eat 'em, She wouldn't have made 'em taste so good.” We'd like to think we're purists, but many of us just ain't so pure.

Maybe it's how, um, . . . uniquely we dress ourselves for sport, that separates us so starkly from the hoi polloi (Sorry, couldn't resist. See how easily it becomes possible to be judgmental? Not that I am, of course, any more than the rest of us Enlightened.). Deep-sea divers, with their air hoses and helmets and canvas suits, are just as recognizable as we. Even if we all wore tuxedos onstream, we still couldn't be more distinguished than we already are. Is there really a reason to wear a fishing vest, or waders, in a driftboat? I don't think.

Our appearance gives the impression of urbanity, our jargon the semblance of edumification, probably at Harvard or Yale or LCC. We drop names, famous to us, meaningless to others: the use of first names, like “Kelly” or “Lefty” (actually Bernard) or “Gary” (Borger, a real goniff, in my experience\*) adds both glitz and confusion.

We never perform bodily functions in sight of anybody else, unless we're on a guided tour involving large carnivores and refried beans (which really don't change all that much, passing through). Has there ever been a fable of any of the gods, even one of the thirty million Hindoo deities, that answers the question “Does a god @^\*% in the woods?” I'm pretty sure not.

We could go on, but let's stop: flytying is an entirely different topic of misunderstanding; all our tweeds are purchased on Fifth Avenue; we wear hip boots and specialized things, like hoodies that make us look like we're on our way to rob a bank; our boats are different from all others, and have names for their style; we own too many rods; we keep the guiding industry viable; we travel to exotic places (when the best are right here); we're the bookreadingest sportspersons, except maybe for golfers, of all. Recognize any of these? I'm guilty of it, too. \* See how easy it is to drop names? I share this opinion with everybody who's met Him.

--RMK



An international fly and bait-casting tournament will be held in Kalamazoo, Mich., Friday and Saturday, August 3 and 4, 1906, under the auspices of the Kalamazoo Bait and Fly-Casting Club, of Kalamazoo, Mich. Fly and bait-casters are earnestly invited to attend this tournament and compete, as it is intended to make it of as wide a scope as possible, covering all such forms of casting as may be deemed advisable and feasible.

Contestants from foreign countries will find every effort made to arrange contests in conformity with those forms of casting with which they are familiar.

Among the events scheduled will be long distance fly, delicacy fly, and distance and accuracy fly, together with long distance bait (one-

#### AMERICAN RECORDS.

Salmon casting, professional—John Enright, 152 ft.; rod, 29 ft., 48 ozs.; Central park, New York, Oct. 12, 1906.

Salmon casting, professional—E. J. Mills, 140 ft.; length of rod, 15 ft.; Central park, New York, May 14, 1908.

Salmon casting, amateur—W. M. Plevins, 129 ft.; length of rod, 15 ft.; Central park, New York, May 14, 1908.

Switch fly casting—H. W. Hawes, 102 ft.; Central park, New York, 1887.

Long-distance fly casting, heavy rod—W. D. Mansfield, 134 ft.; rod, 11 ft., 10 ozs.; San Francisco, 1902.

Long-distance fly casting, light rod—W. D. Mansfield, 129 ft. 6 in.; rod, 5 ozs.; San Francisco, 1902.

Dry fly casting for delicacy and accuracy at buoys 35, 40 and 45 ft.—Fred N. Peet, 99 5-15%, at Kalamazoo, Mich., Aug. 3, 1906.

Distance and accuracy fly casting at buoys 50, 55 and 60 ft.—H. G. Hascall, 99 10-15%, Chicago, Aug. 18, 1905.

## Tundra Comics



Could this be John Ross's  
New Weather  
Forecasting Tool:



Steven with a nice Manistee River  
steelhead on a cold Nov. day.

Doug joining Steven in the boat with  
a beauty of his own.

Both holding the fish in the proper  
manner to display the best size &  
color.



## Learn More about Michigan Lakes and Shoreline Protection

Healthy, functional lake shorelines do more than create picture-perfect views; they are critical to fish, wildlife and water quality. Fortunately, there are many things lakefront property owners can do to learn more about Michigan's 11,000 inland lakes and the best ways to protect them.



The [new Michigan Shoreland Stewards video series](#) highlights several management practices – maintaining native vegetation, eliminating fertilizers and using “soft engineering” – that inland lakefront property owners can use to help prevent shoreline erosion, keep pollutants and nutrients out of the lake, and ultimately protect fish, wildlife and clean water.

In [Michigan State University Extension's six-week "Introduction to Lakes" online course](#) (Jan. 14-March 13), people can enjoy the self-paced format to learn more about lake ecology, watersheds, shorelines, Michigan water law, aquatic plant management and community involvements. The course includes 24/7 access to video lectures, activities, discussion forums and ask-an-expert webinar sessions with professionals from MSU and the Michigan Department of Environment, Great Lakes, and Energy. Registration is open through Jan. 8.

Visit the [Michigan Natural Shoreline Partnership website](#) to learn about inland lake shorelines and some simple action steps:

- Property owners can take the [Shoreland Stewards Survey](#) to see if their property qualifies for the Shoreland Stewards program and get recommendations for a more natural shoreland.
- Those who qualify can post signs recognizing their stewardship efforts while promoting the program to lakefront neighbors.
- The Michigan [Shoreland Stewards Ambassador program](#) – open to everyone, not just lakefront property owners – provides information and resources to help people promote the Shoreland Stewards program in lake communities and be a resource for residents and a liaison between residents and lake groups.

[https://www.canr.msu.edu/introduction\\_to\\_lakes\\_online/index?utm\\_campaign=news+digest+dec2019+week3&utm\\_medium=digest&utm\\_source=govdelivery](https://www.canr.msu.edu/introduction_to_lakes_online/index?utm_campaign=news+digest+dec2019+week3&utm_medium=digest&utm_source=govdelivery)

[https://www.youtube.com/playlist?list=PLXCrWYRfQVX4Og4cpcllFB\\_oW98MCgWE&utm\\_campaign=news+digest+dec2019+week3&utm\\_medium=digest&utm\\_source=govdelivery](https://www.youtube.com/playlist?list=PLXCrWYRfQVX4Og4cpcllFB_oW98MCgWE&utm_campaign=news+digest+dec2019+week3&utm_medium=digest&utm_source=govdelivery)

.....from the fishing wire



## Field Notes:

- Quiz answers: 1. - C, 2. - C, 3. - B, 4. - C, 5. - A, 6. - B, 7. - D, 8. - D, 9. - C, 10. - A
- "Dams are not America's answer to the pyramids of Egypt. We did not build them for religious purposes and they do not consecrate our values... Dams do, in fact, outlive their function. When they do, some should go." - Former Interior Secretary Bruce Babbitt
- For all you "Big Mouth Billy Bass" fans: <https://youtu.be/ydIXEkMotK8>
- "The difference between fly fishers and worm dunkers is the quality of their excuses." -Anonymous
- Wisconsin DNR to increase Lake Michigan trout and salmon stocking by 1 million fish per year.
- <https://www2.dnr.state.mi.us/parksandtrails/Details.aspx?type=SPRK&id=426>  
Shoreline protection continues at Porcupine Mountain State Park
- Michigan awards \$3.6 million for invasive species grants:  
[https://www.michigan.gov/invasives/0,5664,7-324-71276\\_92000---,00.html?utm\\_campaign=misgp+awards+2019&utm\\_medium=pr&utm\\_source=govdelivery](https://www.michigan.gov/invasives/0,5664,7-324-71276_92000---,00.html?utm_campaign=misgp+awards+2019&utm_medium=pr&utm_source=govdelivery)

## Refrigerator Reminders

### January

**1st** - National Hangover Day - 'Nuff said.

**12th** - Club tying night at Coral Gables. 6:00 - 8:00. Vises & tools for beginners will be provided as well.

**14th** - Club meeting Giltner Hall, MSU campus room 273. 6:30 Hospitality, 7:00 Meeting. Program by Drew Rosema

**17th-19th** - Fly Fishing Show, Mar-borough, Mass.

**26th** - Club tying night at Coral Gables. 6:00 - 8:00. We'll have vises & tools there for beginners to tie with.

### February

**11th** - Club meeting, Giltner Hall, MSU campus room 273. 6:30 Hospitality, 7:00 Meeting. Program by Josh Greenberg of Gate's Lodge on the farm/fish hatchery, the state of the Au Sable, and large woody debris. He'll also discuss some new techniques as well.

**15th-16th** - Fly Fishing Show, Lynnwood, Wash.

## For Sale



### Simms Dry Creek Boat Bag Medium

New in box, never been used -

**\$120.00**

Contact: Terry Greiner,  
tlgreiner12@gmail.com

Listing this for a friend.

#### Dry Creek Boat Bag Details:

- Highly durable 420D nylon waterproof fabric with RF welded seams
- Magnetized adjustable Catch & Release latch keeps lid securely closed when zipper is not in use
- PU embossed compression molded waterproof lid with ample loop patch's to attach flies
- Removable exterior fly box pockets designed to attach to a wading belt
- Exterior tool docking station on each side panel of bag
- Detachable shoulder strap can also be used for securing bag to watercraft
- Fabric Tech: Waterproof 420D double sided TPU coated nylon; Lid: PU embossed waterproof fabric; Removable pockets: 210D TPU coated nylon ripstop
- Approx. Weight: 69 oz.
- Capacity: 27 L, 1619 cu. in.
- Dimensions: Bag: 14" x 8" x 12.5" Removable Pockets: 7.5" x 2 1/4" x 6.5"