


October 2019 -
February 2020

The Loop



THE JOURNAL OF FLY CASTING PROFESSIONALS



In this issue:

- How "The Five Essentials"
Became Dogma
by Macauley Lord
- Lasse & Silja
Europe's Power Couple
by Sekhar Bahadur
- CICP in Kuala Lumpur
& Taimen Fishing in Mongolia
by Peter Morse
and more...

"Memories Of The Steavenson River" - painting by Bintoro

Editorial

It was only last year that I learned of the Dunning-Kruger Effect, a cognitive bias best described by playwright David T. Freeman who said, "The more you know, the more you realize how much you don't know. The less you know, the more you think you know." I have yet to find a more accurate description of the trajectory of a young fly fisher.

But those who come to the other side of that initial blissfully unaware summit can only continue to grow if they choose to continue to be a student. Truly, when we observe the vast depths of the lore of this craft, how could we choose to be anything else? It is for the life-long learner, the instructors who still choose to be students that we humbly offer the contents of this journal to be considered, learned from, and disagreed with. In this new year, I would call on you who wear the mantle of teacher to remember also the value in being a student.

See you on the water,

Brian DeLoach, MCI
Editorial Director at The Loop

COVER PHOTO



"MEMORIES OF THE STEAVENSON RIVER" - an original oil painting on canvas by Bintoro. The Steavenson River is one of the most loved and picturesque trout streams near Melbourne, Australia. The river suffered severe environmental damage during the catastrophic Black Saturday bushfires on February 7, 2009. And ever since then, the river never recovered to its glory.

Bintoro is an accomplished artist who has worked with oil on canvas and other media. He twice participated in Fly fishing Art exhibitions in Melbourne, Australia organised by the Victorian Fly Fishers' Association. Bintoro is The Loop Graphic Design/Illustrator Associate Editor

Bintoro's Instagram: [@bintorosketchbook](#)

IN THIS ISSUE

- Editorial **P.2**
- Five Essential Dogma **P.3**
- Casting Styles **P.6**
- Europe's Power Couple **P.8**
- Kuala Lumpur CICP & Mongolia **P.14**
- First CICP Event in China **P.20**
- New Registered Instructors **P.26**
- Editorial Team **P.28**

Contact Us



HOW “THE FIVE ESSENTIALS” BECAME DOGMA

by Macauley Lord

In 1997, some of the CI candidates I was testing began reciting the numbered “essentials” from Jay and Bill Gammel’s *The Essentials of Fly-Casting*. When I asked why, they repeatedly said something like this: “The [then] FFF wants us to teach the Five Essentials.” I would tell them that that was not the case, only that the Gammels’ book was a great casting book, as were Joan Wulff’s and Mel Krieger’s. If they had repeated Lefty Kreh’s “Five Principles” instead, which pre-dated the Gammels’ Five Essentials, I still would have asked why. This article discusses the happenstance of why so many instructors still hold the Gammels’ Five Essentials as sacrosanct instead of, for example, Lefty’s Five Principles. (Lefty later amended them to four). More broadly, it illustrates one way in which we teach some of what we teach without questioning it, and the role that perceived authority plays in it.

In an article in the Summer 2016 issue of *The Loop*, MCI Sekhar Bahadur asked Bill how The Essentials became a cornerstone of the Casting Instructor Certification Program. Bill replied:

I don’t know exactly. This may sound boastful, but I don’t mean it to be. Jim Green told me at a Conclave in Livingston, Montana, that we had written in 24 pages what everyone else had tried to write in 300. If that was the sentiment in the room, then they probably believed that it was as good a summary as anyone would write. The casting program never truly adopted it as far

as I know. It really just became part of the fabric of casting instruction of the FFF because over time so many people began to speak of the Essentials.

Actually, the Five Essentials became a cornerstone because of happenstance. Seeking to raise the performance of its testing candidates, the Casting Board of Governors needed a study guide for the CI Test. As the editor of *The Loop* at that time (in 1996 or ’97), I volunteered to write it. In it, I recommended three casting books to aspiring Certified Casting Instructors: Joan Wulff’s, Mel Krieger’s and the Gammels’ pamphlet. Why the Gammels? Bill and I had become good friends, and we talked often about casting and teaching and our families. Bill lamented that their pamphlet had gotten little attention after the FFF had agreed to publish it and sell it for a dollar. So, greatly admiring Bill’s casting and teaching, and liking very much, as I still do, the content of the pamphlet, I recommended it in the Study Guide. It never dawned on me or anyone else on the Board that the concepts (the now-iconic Five Essentials) in the first part of it would become dogma, taught unquestioningly and by rote to beginners.

The FFF office sent the Study Guide to all who inquired about testing, and there were many CI test candidates in those early years of the program.

How “Five Essentials” become *continued ...*

Many recipients of the Study Guide subsequently ordered the Gammels’ pamphlet. Within just a few months, I was hearing directly from CI candidates whom I tested and trained that the Gammels’ pamphlet was how the FFF expected them to teach casting. (After all, the FFF’s imprimatur was on the book itself.) This was, of course, not my intention in the Study Guide, nor was it ever remotely the intention of the Board of Governors. Perhaps everyone now on the Board and nearly all active MCIs were certified in an era when the unquestioned assumption was that the Gammels’ pamphlet was “the FFF way.” And that’s how we got to where we are today, with the Five Essentials being taught to many beginners around the world because of mere happenstance.

For Bill’s high-school graduation present, his father Jay gave him a two-hour lesson with now 12-time world champion Chris Korich in San Francisco. Chris remembers that those two hours turned into a whole day. And there was much discussion of the kernel of what became the Five Essentials. Chris says of that day that he never imagined that what became the Five Essentials would be taught as such to beginners. A Governor-Emeritus who has mentored a generation of high-level casting instructors told me, “I don’t even know the Five Essentials.” A world-renowned Governor-Emeritus says that he has tired of hearing instructors say what they think they’re supposed to say – “the Five Essentials blah blah blah” – to someone of his stature. It’s not at all that he doesn’t like the book: it’s that he rejects the dogmatic imposition of the Five Essentials on casters by people like us. He adds, “I wish the Five Essentials had never been invented.”

If you think this isn’t really a problem, a CBOG told me with astonishment that he knows a CI who begins every beginner class

with a 45-minute discussion of the Five Essentials. In addition, an Examiner told me that he doesn’t really care what else CI candidates do on Task 16 – teaching the pickup/laydown – so long as they talk about the Five Essentials. Recall that this task is geared toward teaching beginners. But another CBOG told me recently that Examiners think it’s inappropriate to teach the Five Essentials to beginners. Clearly, there is an inconsistency here, and it is not trivial. This begs the question: if the Five Essentials aren’t appropriate to teach to a beginner, why are they appropriate for people who can already cast?

At their best, they are a software program that runs in the background. Just like the Six-Step Method, they silently inform our teaching without becoming audible to our students. The most powerful teaching is that in which we talk the least.

Bill Gammel and I first met on a street corner in Livingston, Montana, in, I think, 1996. We were both attending what the FFF then called the “Conclave.” I was a newly minted CBOG and Bill was a year away from joining the Board. We did some casting together, and he told me about the pamphlet he had written with his father, Jay. Bill’s casting was amazing in that he could imitate The Great Ones. In the space of perhaps a minute, he cast the stylistic differences between Joan Wulff and Lefty Kreh. I think he also modeled the subtle differences between Jim Green and Mel Krieger. It was a tour-de-force of casting. Bill was not just passionate about casting, but also about teaching. He spoke of all the time that he and his father had spent filming the greats, analyzing their footage and then mimicking them. They may have been the first fly-casting film-rats, as we now see in the National Football League and other major sports.

How “Five Essentials” become *continued ...*

Bill told me once that he teaches his beginner students to cast first and, once they are making fishable casts, he teaches them the Five Essentials. (He now teaches them in a different order and manner from how they were originally written.) If you read the 2nd half of Bill and Jay’s book – start with the last sentence on p.11, beyond the part about the Five Essentials – you’ll see that it refers only parenthetically to the Essentials, and it is an excellent casting book. It’s very simple, and it is a paragon of straight-forward instruction. You’ll see that once the Gammels get the theory off their chests and decide to teach their readers how to actually make the casts, they do it directly, simply and wonderfully. That’s the part of the Gammels’ legacy that most deserves to be shared with beginners.

The author thanks CBOG-E Bill Gammel, MCI’s Sekhar Bahadur and Craig Buckbee and CBOG Jim Sommercorn for their assistance with this article. The conclusions are the author’s alone. Macauley Lord is an Emeritus member of the Casting Board of Governors and a former editor of The Loop. He received the Lifetime Achievement Award in Casting Instruction in 2011.

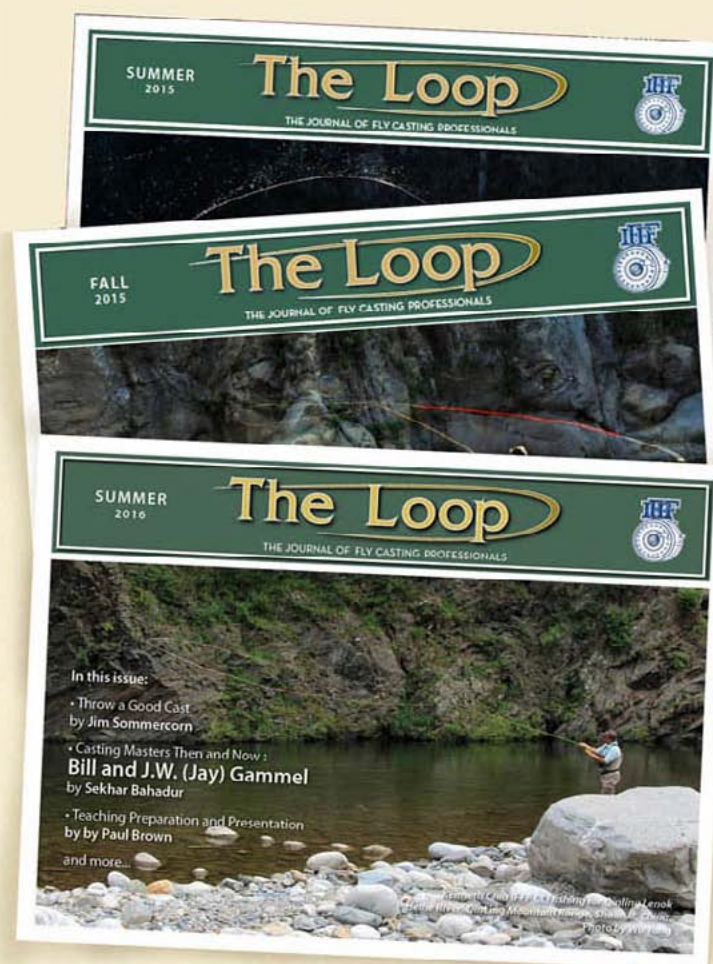
- 1). <https://flyfishersinternational.org/Portals/0/Documents/Casting/The%20Loop/2016.SUMMER.LOOP.pdf?ver=2016-07-26-174814-000>
- 2). Jim Green was a founding CBOG Member, the Fenwick rod designer, and World Casting Champion at age 17.
- 3). As of this writing, Chris Korich has coached 15-year-old Maxine McCormick to her two world championships in accuracy-casting. In competition, she has beaten both Chris and Steve Rajeff.
- 4). The Casting Board of Governors’ Jay Gammel Award recognizes individuals who have developed instructional materials that advanced fly casting instruction whether or not they are an FFI member.

WANTED

We’re calling for article ideas from all CICP members, all casting instructors, and all fly fishing photographers worldwide.

Please email your ideas and photos to:

loop@flyfishersinternational.org



CASTING STYLES

Walter Simbirski, MCI

FFI instructors tend to think there are two distinct styles of casting: the “Joan Style” and the “Lefty Style.” There is also something called the “Gebetsroither” or “Belgian” style that is to be avoided during the exam unless called for as a fault demonstration. A little bit of research shows that there are number of other styles:

Tecnica di Lanco Totale or in English Total Line Technique (TLT): developed by Roberto Pragliola of Italy. This style is characterized by the laser loop and high line speeds that provides the caster a great deal of control over the presentation of the fly. For example, the caster can have the fly land on the water before the leader or they can have any part of the leader land first and with sufficient slack for an extended drag free drift of the fly. The technique was developed using short rods that were underlined to help generate high line speed but this style can also be used with heavier weight lines and regular-length rods as well. For more information on the TLT style refer to the following article which develops a more complete understanding of this style: Penteriani, V. (2017, May). Under the Thumb. ***Fly Fishing and Fly Tying***, 64–71. (Click here to read full article. Link included with permission)

High Speed - High Line (HSHL): developed by Charles Ritz. There isn’t much information available on this casting style but I quote from ***A Fly Fisher’s Life*** (1960), by Charles Ritz: “I tried again, and realized two things. First, I used a condensed jerk-jerk (which I named zic-zic) movement or impulse which enabled me to deliver great power and speed instantaneously, without losing the benefit of the rod-bend power. Second, I squeezed the handle of the rod before I started to cast, and I realized how my muscles worked, from the grand dorsal to

the pinch of the index finger and thumb” (p. 8) Charles Ritz was noted for being able to present a fly accurately at great distances.

Spey Casting: Often considered a style of casting to be used with double handed rods, spey casting is also an excellent style of casting with single hand rods as well. Spey casting is based on the switch cast and does not require as much room for the back cast as would be required for a full back cast. Spey casts fit a variety of fishing situations and are excellent change of direction casts. One of the disadvantages of spey casting, however, is that the entire line isn’t aerialized on the back cast so when the caster makes the forward cast, the line has less overall momentum. In order to overcome this, spey lines are designed so that more mass is contained in the first part of the D loop.

European Distance Casting: This style of casting uses more casting arc and a less pronounced stop than is used in a more traditional style of casting. The style generates extreme line speed for distance casting. The style is often used in distance casting in 5-weight competitions, but it is difficult to cast heavier weight rods/lines with this technique because of the strength required to do so.

Belgian Style Casting: sometimes referred to as oval, elliptical, Gebetsroither, Austrian or constant-tension casting. This style is basically a side arm back cast with an overhead forward cast. In order to maintain constant tension a wide loop would be used on the back cast. The style is sometimes called the “Gebetsroither” cast for Hans Gebetsroither of Austria who used this style in world championships. The style is no longer widely used in competition because there is

Casting Style *continued...*

some loss of efficiency when changing casting planes. The cast is useful when casting multiple fly rigs to prevent tangling or when a low back cast is required making it useful for handling some wind conditions. One issue with changing planes on every cast is that the line eventually gets twisted and has to be untwisted. I find this cast is an excellent way to teach single hand casters the switch cast.

Joan Style: This may sometimes be called the vertical style of casting but the caster can cast in any plane with this style so vertical style would not be an accurate description. According to Gordy Hill (2008), the elements of the of the Joan style are:

- Vertical to off-vertical casting plane.
- Elbow forward.
- Wrist "straight" at the end of the back cast (rod butt 45 degrees from forearm); cocked into ulnar deviation at end
- Back-drift for long casts.
- Thumb-on-top grip.
- Square stance for short distance accuracy/Open stance for distance.

The advantage of this style is that it is probably the most flexible. The caster can cast in any plane making it excellent for curves and mends on either side and handling wind conditions. It is very good for both accuracy and distance. One disadvantage is that it is difficult to watch the back cast so it can be difficult for beginners. The link to Gordy's full discussion can be found here.

Lefty Style: This style is typically thought of as side arm casting but it's not to be confused with Joan Style in a horizontal plane. It may have started as horizontal casting but Lefty has taken it a bit farther than simple side arm casting. Again, according to Gordy Hill (2008) the elements of this style are as follows:

- Off-horizontal casting plane (Tip of the rod at or below caster's shoulder.)
- Low elbow (Elbow on an imaginary shelf.)
- Wrist movement minimal (Almost stiff.)
- No back drift or "lay-back." Brings rod tip all the way back in one motion.
- Thumb-on-top grip.
- Line hand side foot forward for most casts.
- Use of body for casting

This style is also a good general purpose style for fishing. The use of the body makes it very good for those with joint issues. It is very easy to see the backcast making it easy for beginners to learn. Given that you are casting with a horizontal or near horizontal plane it can be difficult to make mends or curves on the opposite of the body. If the caster needs to cast on their opposite side, such as when standing at the front of a boat or due to wind, they may not be able to cast off their opposite side as easily. This can be overcome by learning to present the fly on the back cast.

When we look at the various casting styles it is interesting to note that the styles mostly occur to accommodate different casting situations or equipment.

This list is not meant to be exhaustive and I would encourage you to do your own research on the styles that are available, how or when they would be applied, and the advantages and disadvantages of each.

*Author: **Walter Simbirski** lives in Calgary, Alberta. He is an MCI and runs an online study group for those who are working toward their MCI status. If you would like to join the group please email him at: mcistudygroup@shaw.ca*



Europe's Power Couple

*Silja Longhurst CI, THCI and
Lasse Karlsson MCI, THCI, CBOG Emeritus,
Level 3 Examiner and EDP Faculty Member.*

By Sekhar Bahadur, MCI

*The statements and views in this article do not necessarily
reflect the official stance of the FFI*

Silja and Lasse run BalticFlyFisher in Copenhagen, Denmark, a family business that imports Tim Rajeff's Echo fly-fishing tackle and OPST-Skagit products into Europe. They also run their own flycasting school and offer a guide service for avid coastal and river flyfishers in Denmark, Ireland, Scotland and elsewhere. They have been married for ten years and have two children.

Q: *Silja, how did a German-speaking lady with a very proper English surname wind up living in Denmark?*

S: Love. I grew up in Germany with a German mother and an English father in a bilingual home. My dad was always a keen fly fisher, and ever since I was small he would take me fishing. He was in the process of escaping the computer business for a full-time entrepreneurial career in the flyfishing business when I went with him on a fishing trip to Sweden. Lasse was one of the guides. That was that, as they say, and I soon moved to Copenhagen.

Tailing Loop

continued ...

Q: *Silja, I understand you gave up your day job to work full time in the fishing business as a guide and for your family's BalticFlyFisher business. Was that a difficult decision and how is it going so far?*

S: I couldn't be happier. I was working as a barista in a coffee shop, and I really loved it, but between the kids and juggling that job, the family business (which started importing Echo products and has now added OPST), on top of guiding and teaching just became too much. Now I can rebalance a bit by selling more equipment in the winter and spending more time on the water when the weather is better. Fortunately, our equipment business is doing well and growing steadily.

Q: *Lasse, tell us about your day job.*

L: I'm a painter, doing both commercial and residential work. It gives me a lot of quiet time to think about things like flycasting, and it helps me practice movement and body control as well as building a strong core!

Q: *Lasse, in what language(s) do you speak to each other? The kids?*

L: We speak mostly Danish and German with the kids, but Silja and I usually choose neutral territory and speak to each other in English!



Europe's Power Couple *continued...*

Q: *Silja, you are very well known as a two-handed competitive caster, guide and teacher, but you also have a CI qualification. Tell us about that journey.*

S: I have a master's degree in dance and also taught it professionally in Germany. But when I first moved to Copenhagen, I needed to learn Danish before I could teach. So that left me a lot of time to work at my fly casting. A while later, I heard Mel Krieger was coming on a trip to Europe, and I contacted him about becoming certified. He tested a few of us in a park in Berlin, and so, I have the great honour of being certified by Mel.

Q: *Silja, after your CI you went for a THCI qualification and not an MCI. What was your thinking?*

S: I will do my MCI at some point...

L: She better, and soon!

S: ...but two-handed casting is my real passion. My dance training emphasized being in the center of an icosahedron, which is a 20-sided shape, and moving our bodies in three dimensions. While single-handed overhead casting can be a bit two dimensional for me, I find two handed casting just like a 3-dimensional dance from my training, and I just love it.

Q: *So who is the best two-handed caster in the family?*

L: Silja is. She has a real passion for it, while my passion is for single-handed casting.

Q: *Lasse got his THCI before you did; did he help you get ready for yours?*

S: Not really. We worked together maybe three times, but otherwise I pretty much stayed away from him and did my own thing.

L: Teaching a spouse flycasting is a bit like teaching your other half driving or swimming; it usually doesn't end well!

Q: *Speaking of throwing lines around as a team, do you fish together often?*

L: No not really. Firstly, our interests are different. I grew up fishing for sea trout on the coast and for pike and other lake fish, and Silja has always been a river person. The other practical issue is the kids. Someone has to look after them, so we can't both be fishing at the same time that often. So when we do fishing trips, they are actually often separate "me time." Hopefully, when the kids are a bit older, we can all fish together more.

Q: *Bucket list?*

S: British Columbia for Steelhead!

L: I would also love to catch a Steelhead. But there is also something to be said about not freezing in leaking waders, as often happens at home here. Although I have done some warm water flats fishing, I'd love to do more. I really like the idea of rolling out of bed and going fishing with just a pair of shorts on!

Europe's Power Couple *continued...*

Q: *A CI is a prerequisite for an MCI but is not required for a THCI. Should it be?*

S: Yes. I think the full CI qualification, not just the written test, should be the entry level casting qualification, with the MCI and the THCI being equivalent, master-level qualifications.

L: No comment!

Q: *Lasse what about your route to becoming an instructor?*

L: I got my first teaching qualification in 2003 from the old IFF Europe, the predecessor to the current EFFA organization. I went to the IFF conclave in 2005 and passed both my CI and MCI exams. I was on the CBOG for two terms from 2007 to 2017.

Q: *Does tournament casting help you fish and teach?*

L: Absolutely! To make a 5-weight floating line go 130 feet, everything has to be right, and if it's right with that much line, it will be even better at fishing distances. It makes casting to a fish 30 or 40 feet away very easy.

S: Making sure all the small details that go into a successful competitive distance or accuracy cast are right is great practice for helping students, who usually make more obvious errors.

Q: *Silja, how many women THCIs are there in Europe and what suggestions do you have for encouraging more ladies to join the FFI instructor team?*

S: As far as I know, there are only three of us, two of whom are here in tiny Denmark. I do wish there were more of us. I do not define my fishing and casting identity by my gender and have not had any issues with the FFI. I have, however, seen some very unwelcoming attitudes from certain guides, fly fishers, and clubs and it's just something we have to work through. I guess the way forward is to get more ladies of all ages fishing, and mentor and encourage those who are keen to become instructors.

Q: *Most common casting error you see?*

L: Power. Too much, too soon, and applied too unevenly.

S: Yes! I would also say I very often see poor anchors in my two-handed teaching.

Q: *What should we all do to improve?*

L: The first thing that I would recommend is practice. I remember when I took my first instructor exam with the former IFF Europe. I was really happy to pass and put my rod away for two weeks to celebrate. When I picked it up again, to my horror I found that I could no longer do all the exam tasks. Ever since then I have always made a point of practicing to try to move forwards instead of backwards. I just don't understand people who don't try to get better at something they love. The second thing I would say is to read everything you can get your hands on and then question it all, piece-by-piece. Only believe something after you critically examine and test it thoroughly. I have never read a book on casting or fishing I fully agree with, but I learn something from each and every one.

Europe's Power Couple *continued...*

Q: *Speaking of false truths, Lasse you are well known for stirring the pot with your “myth busting” demos at fairs. What are some of the misconceptions you encounter most often?*

L: One of the things I hear a lot about is rod loading and its derivatives. “The rod works as a spring and the objective of a good cast is to load the rod”

A fly rod actually works primarily as a bendy lever. A small rotation at the handle gets converted to a much bigger movement at the tip, in the same amount of time. Rod load is the consequence of accelerating a bendy rod –even without line it will bend quite a lot. What many people forget is that the tip of a bending rod is initially slowing down compared to that of a rigid rod, and that a bent rod is a shorter (and therefore less speed-amplifying) lever compared to a longer rigid one. All else equal, the tip of a rigid rod should have a faster average speed between rod straight positions than that of a bendy rod, as the rigid rod’s tip is travelling through an arc between two points, while the bendy tip’s straight line path describes a shorter path connecting the points.

Yes, the bent rod speeds up when it straightens, but I have seen no evidence that its tip speed becomes faster than that of a rigid rod for an identical energy input by the caster. We use bendy rods for other reasons: 1) If the rod bends, the tip movement can be in a much straighter line without complicated gymnastics by the caster. And moving the tip in a straighter line is more efficient than going on a detour. 2) A bendy rod also has less impact on our joints, so it is nicer to cast. Stopping a rigid rod can literally hurt you. 3) A bendy rod gives the caster feedback that he or she is accelerating without slack in the system.

If bending the rod (for its spring effect) was the primary objective, bow and arrow casts, which bend the rod far more than just the fly line would, should be the cast of choice for distance casters. Distance casters however don’t use bow and arrow casts, and they actually usually prefer stiffer-than-average rods, as they bend less and have less counterflex that hinders shooting line.

Try this: cast a length of line while observing the bend in the rod, have someone hold the fluff, while you bend the rod by the same amount, then have them let go while you hold the rod still. Watch how far the line travels. You will be lucky if you can get the fluff much beyond your feet.

L: Another Common myth I hear: “Hauling works by bending the rod”

Hauling actually works by accelerating the line directly rather than bending an already deeply bent (and in fact unbending) rod further. Yes, pulling on a line with the rod stationary will produce a tiny bend in the tip, but compare that to the large bend already present in the rod when good casters start hauling, and it becomes clear that the part of the rod the haul should allegedly bend is a lot stiffer than the tip. The bend in the rod actually represents a loss of part of the energy the caster imparted to the line with the haul, some of which will hopefully be recovered as this additional bend straightens. When good casters are hauling, the bend in the rod is actually reducing. It is perfectly possible to effectively haul using a completely rigid rod or when hand casting. *Sports Illustrated* reported that Lefty Kreh could cast over 90 feet without a rod, and I am not a bad hand caster either – it is all in the haul.

Europe's Power Couple *continued...*

L: Here's another one: lower the rod to fight big fish to "bend the butt section of the rod"

The advice is correct but the reasoning behind it is not. It represents another misunderstanding of how a lever works. The longer a rod, the more leverage the fish has on the caster. In short, we're literally on the wrong end of the stick (and the fulcrum), if we wanted to do an Archimedes ["Give me a lever long enough and a fulcrum on which to place it, and I shall move the world"]. This is the flip side of the speed multiplying effect of casting a long rod. If we really want to put pressure on a fish, we should remove the rod completely and only pull on the line. This is exactly what we do when we want to stop a fish running for a snag - lower the rod and block the reel. It's to shorten the lever not to bend the butt. This concept is reflected in our tackle; deep sea rods for very large fish are really short and tenkara rods for very small fish tend to be very long. Floyd Franke discusses this concept in *Fish On!* (2003, p. 43-48) as does Don Phillips in *The Technology of Fly Rods* (2000, p. 44-49).

L: And lastly: "The Anchor loads the rod"


Everything beneath the apex of the D loop is actually slack. Most would probably agree if the line was folded over itself on grass the doubled back line was slack, and I don't think anything changes if the end of the folded-over line is on the water. All the anchor does is keep the fly from ending up in the bushes behind us on both the back and forward casts, and it can act as an aiming aid for our forward cast. If the anchor really helped load the rod, roll casting with the biggest of anchors would be the cast of choice for distance; it should load the rod the most, right? And then there's the whole rod loading thing again.

Try it yourself: set up for a roll cast, have a doubter hold the fluff, walk forward and have the doubter call out when they feel the line being pulled from their fingers. It shows that in a real cast the doubter would not have been able to feel any forward force on the fly until well after loop formation, and thus long after the rod has unloaded.

Q: Silja and Lasse thanks very much!

Silja Longhurst, CCI, THCI is a Certified Angling Guide with the Danish Sports Fishing Society and a Silver Medallist in both the 15ft and 16ft Spey distance events in the 2018 World Fly-Casting Championships.

Lasse Karlsson, MCI, THCI is also an **AAPGAI** certified Single-Hand Master Instructor and a 5-time Danish Champion in Single-Hand Flycasting.



Sekhar Bahadur, MCI, also holds an Advanced Professional Game Angling Instructor certification from GAIA.

He is a casting coach for the British Fly Casting Club, where for a brief shining moment he held a club age group distance casting record. He divides his non-fishing time between London and Greenwich, Connecticut.

Ganbaa and Tuya for FFI

2018 Testing Event at Kuala Lumpur and Chasing Taimen in Mongolia

By Peter Morse, MCI

Through the CICP, the FFI continues to expand into some surprising corners of the world. We had a hectic testing schedule ahead: sixteen candidates from THCI to CI over three days in wilting tropical heat. The testing team had come from across the world—there was Dr. CK Ling in his hometown, Bob Young, and myself from Australia, Thomas Berggren from Sweden, Bryan Martin from the UK, and Jimmy LeMert from the US.

The candidates also reflected the diversity of the Asian fly-fishing community and the languages. However, the organizers did an outstanding job communicating through gestures, a few key words of English about appropriate loops, and providing qualified translators. The candidates were as varied as you'd find at any event, some outstanding, many very good, and a few were just not ready, but that's the way it goes.

Malaysia's Testing Event & Mongolian Taimen Fishing *continued...*



However, one test really sticks out in my mind, and I'm sure it's the same for my co-examiner Jimmy LeMert. Ganbaatar Buyantogtokh is a fly-fishing guide in Mongolia, and from what we could tell, the deck was stacked against him. The summers are very short in Mongolia, and of course that's his busy season. The winters are bitterly cold, (think Minnesota -35) and there wasn't another instructor within several thousand miles for him to cast with, and the language barrier was a challenge for both of us, but his enthusiasm was immense and infectious, and to help him relax we got him talking a little about his life and how he came to be at the event.

Ganbaa is a former army major who'd hunted and fished all his life. He was also a bodyguard to the president of Mongolia, and had even



been James Baker's bodyguard when the former US Secretary of State (under Bush Snr.) had visited Mongolia to fish for taimen. And here he was in KL, in 90+ degree heat with 99% humidity fronting up for his CI test. He showed us the weather back at home in Ulaanbaatar when he'd left a few days earlier—it was minus 15!

Ganbaa had spent some days prior to the event with the great community of South East Asian instructors, as he'd done two years earlier in Indonesia. These guys had formed a friendship through his guiding operation; quite a few had been clients, and they were there to help when and where they could. He was testing at 1pm and the sweat poured off him as the afternoon thunderstorm clouds built around us, and he was very terribly nervous.


Malaysia's Testing Event & Mongolian Taimen Fishing *continued...*

But the test was a lot of fun. What made it particularly memorable was his wife Tuya who acted as his translator, and along with his loops, the unfolding dynamic between them kept Jimmy and I well entertained. I'm not sure if there's ever been a husband and wife team at a testing event with this kind of candidate/translator relationship, but it was certainly unique for us. We of course didn't know what they were saying to each other during the course of the test, but it bubbled along and there was only one brief domestic contretemps, which was an opportunity for Jimmy and I to take a break and let them sort it out.

Ganbaa was clearly flustered by the circumstances and sweat poured off him; we nearly had to force him to drink water. Due to the intense heat and unfamiliar circumstances for all involved, breaks were frequent, and the test took longer than most, but Jimmy and I agreed at the end: unequivocally, he'd gotten there.

You could have heard the cheering from the next province when we shook his hand and slapped his back. I don't think there's ever been a more celebrated CI badge awarded.

With a couple of mates from Australia, I fished with Ganbaa and Tuya's fly fishing guiding operation in Mongolia this year. Over nine days on the road I got to know the man a bit better.



Malaysia's Testing Event & Mongolian Taimen Fishing *continued...*



We drove to the north-west of the country, a thousand kilometers from UB over some hellish roads. The soft option is to fly to the town of Morun which puts you within 150 kilometers of the system we fished, but we wanted to see the fabled countryside of Chinggis Khan and the nomads of Mongolia. This choice didn't disappoint, not for one second.

It was a memorable adventure into the wilds of Outer Mongolia that required special permits to be where we were. At one stage we were only 15 kilometers from the Russian border, and this is a sensitive

area. This particularly remote corner of the country was known for its dislike of the Russians who had governed the country up until 1990. Its inhabitants had been forbidden to travel out of the region, it was like a gulag zone, and they still don't like leaving it. If you visit there you'll understand why, it's a trip none of us will ever forget.


Ganba and Tuya's operation is camping-based with a road crew of five, including his uncle who had taught him how to fish many years earlier. Although he has excellent 4-wheel-drive vehicles, it involves plenty of trekking once you're on the river.

Malaysia's Testing Event & Mongolian Taimen Fishing *continued...*

He uses a boat to drift the bigger rivers, but it's all bank fishing as it is illegal to fish for taimen from a boat. The man is passionate about fly-fishing, fly-tying, and about protecting the taimen of his country and especially about encouraging fly-fishing in Mongolia. This was as much of a cultural trip as it was a fishing trip; you need to be prepared to take the rough with the smooth, and although they go to exceptional lengths to look after their guests, (seems to be very much a Mongolian thing) it's not for the faint-hearted.

Taimen live in the deepest parts of the largest pools of big rivers. They grow to 60 lbs here (the largest known was over 200 lbs) and even the small ones eat big things. Dead drifting mouse patterns tied on 4/0 hooks like giant mayflies is pretty much the standard tactic and is very effective. Tossing big streamers on Skagit heads with 15ft. fast sinking tips is also a standard procedure, and when you feel like your arm's about to fall off, you can entertain yourself with a 5wt. throwing grasshopper flies, streamers, and large mayfly patterns on the many grayling and lenok trout.

As a special bonus prize we were there in midsummer when the Nadaam cultural festival is in full swing. It's five days of wrestling, archery, and horse racing, with a bit of vodka thrown in as a lubricant. I heard from one of the attendees that "The Russians only taught us two things, how to drink vodka and how to swear – there were no bad words in our language before the Russians came."



Malaysia's Testing Event & Mongolian Taimen Fishing *continued...*

The Mongolians we met were a little reserved, but warmly hospitable people. They embrace their culture and many people wear the traditional dress day to day, but we also saw it at its finest during Nadaam.

Mongolia is the 17th largest country on the planet in terms of land area, but has a population of only three million—two million of them live in Ulaanbataar, so it's a huge empty landscape with just a few small and medium sized towns. Many nomads still live the traditional life on the steppes, and in the mountains, in their Gers with their herds of horses, Bactrian camels, sheep, goats, cows and yaks.

Since the collapse of the USSR, Mongolia is a healthy democracy. Mining is very important, but tourism is growing and fly-fishing is an important bridge, taking visitors into remote places.

A few tips on preparing for a trip to this storied place: Learn to throw BIG flies a long way before you get there. You want a 9wt. for the taimen. Make sure the rod and line combination you use for taimen is capable of doing the job and that your casting is up to scratch. Be prepared for the climate (notes are provided beforehand). We had heavy rain and our fishing was cut short. Our temps range from 32C to -5 overnight in mid-summer. Be mentally prepared for the chaotic conditions while driving. Make sure you take the time to buy Mongolian cashmere wool products from the GOBI stores when you're in UB; the quality and the prices will blow you away.

Ganba and Tuya's operation GB Tours can be contacted at: taimenfish@gmail.com and at <http://gb-tours.mn>



If you want more from Peter Morse, check out his recent interview on episode 111 of the Wet Fly Swing podcast found [here](http://www.wetflyfishing.com/show/).

THE FIRST FLY FISHERS INTERNATIONAL CASTING CERTIFICATION IN CHINA



***30th October – 2nd November 2019
Guangzhou Province, People's Republic of China***

By Kenneth Chia

This event was a huge leap forward in the history of fly fishing in Mainland China. Nine candidates from all around Mainland China: Beijing, Shanghai, Chengdu, Chongqing and Guangzhou Province all gathered in Guangzhou for the First Fly Fishers International Casting Certificate event.

Fly fishing in Mainland China is very much still in its infancy with only 13 years since 2006 when I first introduced it to this region. To be able to hold a CICP Exam in a non-English speaking country with stringent censorship to me is really a memorable moment as I have seen the growth of my favorite sport bearing fruit.

First CICP Event in China *continued ...*

To the candidates, to be able to be tested on their home soil means something—a sense of belonging.

Two and a half years ago, Mr. Jian Li Wu from Beijing came looking for me expressing his interest in becoming a Certified Casting Instructor through the CICP program. We met previously in 2016 during one of the fly fishing workshops held in Shaanxi Province.

Since then he felt that there is so much more to learn and teach. With so many anglers and so much sport fishing here in this huge country, fly fishing needs more positive and responsible instructors to promote and educate people on the beauty of such a sport. China is strict with its censorship, access to social media like Facebook and YouTube and even Google is restrictive, and most of the fishing literature is written in a language other than Chinese which makes it tough for those who do not speak or understand the language.

Dennis Pat from Malaysia, Hank Wu from Taiwan, and I have been actively involved in the local fly fishing scene for more than 10 years holding casting workshops around China. Being instructors ourselves, we understand what the candidates have to go through and what they will be facing, and all of us being bilingual and familiar faces to most fly fishers in the country would be able to help the candidates in their certification process.

Over time, we found out that there are like-minded people out there who share our passion in educating people about the sport. Soon enough we were able to get a few interested candidates.



We put the word out and opened the gates through local social media, chat groups and forums announcing that anyone interested in the certification should come forward and register themselves so we could hopefully get enough people to share the cost for the event to be held in one of the cities here in China. Otherwise they would have to travel somewhere else for the test which may be more costly and time consuming with difficult visa restrictions to deal with in order to travel overseas. Their best option was to hold it in their own home country.

First CICP Event in China *continued...*



When we announced our intent to conduct an FFI CICP test in China, there were many hands waving showing interest. In order to get them to commit and to not back out on us, we had them register themselves as members of the FFI since most of them aren't members yet. This would allow us to know who is serious about taking the exam. Due to the language barrier, we even taught them how to get registered with step-by-step screenshots of the FFI members webpage and informed them which field is required and what to fill in. Finally, we were able to get 9 serious candidates registered.

Guangzhou city, the appointed city for the exam to be held, is one of the three biggest and cosmopolitan cities in China besides Shanghai and Beijing, Guangzhou was chosen for its location which is south of



China, the moderate climate, easily accessible international airport and other means of transport as we may have other people coming in from different countries and other parts of China and of course the famous Cantonese cuisine.

The candidates began preparations 15-18 months ago, and a study group was formed. Naturally we (Dennis, Hank, and me) became mentors to the candidates as well as being part of the coordination process for the testing event.

Besides the usual daily discussion on casting in the study chat group, there were casting workshops and events held at different cities over the year from Zhejiang to Guangzhou to Beijing to Shanghai.

First CICP Event in China *continued ...*

Hank Wu, MCI from Taiwan was invited over for all events to help hone and sharpen the casting skills of the candidates. Most candidates attended all workshops held, some even took the liberty and time to travel to Taiwan to seek additional casting advice from Hank. The candidates worked hard and practiced hard. They practiced late at night after work, and they practiced early in the morning before the day started. They practiced under the hot sun; they practiced under the rain. They practiced late at night on the tarmac road, on hard pavements and they met with each other to encourage and correct each other's mistakes. They took videos of their own casting and posted in the study chat group so everyone could discuss what was done right and what was done wrong and how it could be improved. They came from all walks of life, from dumpling shop owners to advertising executives to construction project managers to red dot award designers, but everyone had one thing in common: they wanted to promote fly fishing.

The big day finally arrived. Everyone wore their "CICP China" embroidered shirts like a uniform including the mentors wearing the same as a show of camaraderie. After a hearty breakfast at the hotel, we made our way to a nearby conference room for the written test which everyone passed with flying colors. Then it was off to the testing field for the practical casting exam. On the testing field, the markers, the measuring tape, and the target hoops was in place. The tension, the anxiety, and the uncertainty of the candidates was apparent in the air. Every one of them were nervous. The interpreters were instructed to only relay the questions to the candidates and to help translate questions asked, and they were instructed that if there was any difficulty in explanation or understanding then the interpreters were to step in to translate; other than that it was all just between the examiners and the candidates.

During the teaching part of the test, the interpreters would not engage in any translation unless necessary.



First CICP Event in China *continued...*



The candidates were to explain using whatever means necessary through body language, sounds, and available props and tackle on hand. There was a lot of pantomime going on. It was refreshing and inspiring to really see what the candidates came up with to explain the teaching part; the language barrier required a great deal of creativity. Some would say simple English words like "STOP" and clap their hands, using their arms and hands in the form of a "V" explaining "Arc." They would use the movement of the hand and clapping to a stop to explain "casting stroke." Everything was so clearly expressed that even a 10-year-old would have been able to follow. During past events and workshops where there were mock tests for

the candidates to practice on, they would speak and explain in their own languages as the mentors understood the language. But during the exam, out of the blue, unexpectedly, the candidates were told to explain directly to the examiners without the help of the interpreters. This is a good and fair way to test the candidates as CIs are supposed to teach without using overly technical terms and to be able to teach kids and beginners and let them understand what is involved in a cast. The candidates were faced with a challenge right on the spot to teach the examiners who do not speak or understand the candidate's mother tongue and teach them fly fishing/casting on the various questions asked in the paper.

First CICP Event in China *continued ...*

It was a challenge that most of the candidates performed to their best as they understood what is involved in a cast and how to teach. Being a mime is the challenge and expressing oneself without using words and conveying the message across culture and languages was challenging, but in this case, no words were required; indeed, fly fishing is its own language.

Nine candidates were split among four testing days. It can be daunting for some to take an exam facing a foreigner without total knowledge or understanding of their own language. Each time a candidate passed, the pressure on the next candidate increased. There was hugging and cheering and photo-taking each time a candidate passed. It was a joyous moment. At the end of each day, the examiners Brian Henderson and Shaun Ash would conduct a little workshop with each candidate on test competency to wind down and relax and the day of course ended with a local sumptuous feast of Cantonese cuisine.

Everything went well into the final day, a joyous occasion when all nine candidates passed their Casting Instructor exams. A new breed was born at that event to carry on the wonders of teaching fly fishing to others.

On behalf of all the candidates, Hank, Dennis and myself, we would like to thank Brian Henderson and Shaun Ash for taking the time and effort travelling all the way up north into unknown territory and imparting their knowledge and skills to everyone at the event. It was a great honor to have both of them come for the event, and we hope that they will visit China more often. Thanks to the mentors and interpreters Hank Wu and Dennis Pat for their impartial and relentless pursuit in spreading the art of fly fishing in this region.

And lastly thanks to the local host (Haochao Zeng) for showing us the local culture and fantastic Cantonese cuisine.



*Bio: **Kenneth Chia** is a Singaporean who works as an architect and lives in Shanghai, Mainland China. He has been fly fishing passionately since 1997. He has fished in S.E. Asia, US, Australia, Japan, Korea and Mainland China.*

He has been actively promoting and teaching fly fishing as a sport since 2006 in Mainland China in his students' native language. He became the first certified casting instructor in Mainland China in the year 2013.

NEW REGISTERED INSTRUCTORS

Newly Certified Instructors listed according to test date.

First Name	Last Name	City	Region	Country	Certification	Test Date
Paula	Shearer	Calgary	AB	Canada	CI	04/12/19
Molly	Semenik	Blaine	WA	United States	THCI	07/01/19
Rene	Aucoin	Cheticamp	NS	Canada	CI	07/12/19
David	Bracks	Bilgola Plateau	NSW	Australia	MCI	07/21/19
Brenda	Galey	Alexandra	VIC	Australia	CI	07/22/19
Bill	Gallogly	Orinda	CA	United States	THCI	07/22/19
Juan Carlos	Vaquer Aparicio	Sant Joan de les Abadesses	GI	Spain	THCI	07/25/19
Charley	May	Melbourne	VIC	Australia	CI	07/26/19
Ismael	Jurado Perez	Sort - Lleida	Lleida	Spain	CI	07/26/19
Mark	Pywell	Worksop	NTT	United Kingdom	CI	07/26/19
Vincent	Brandon	Trowbridge	WIL	United Kingdom	CI	07/26/19
Hisaharu	Suzuki	Glasgow	ERW	United Kingdom	CI	07/27/19
Paul	Brown	Upton Wirral	Wirral	United Kingdom	THCI	07/27/19
Pat	Johnson	Montebello	QC	Canada	CI	08/22/19
Raphael	Ruel-Magnan	Blainville	QC	Canada	CI	08/22/19
Yvon	Locas	Lac-Simon	QC	Canada	CI	08/23/19
Renald	Dufour	Pont-Lafrance	NB	Canada	CI	08/23/19
Jimmy	Kendra	Vipperoe	Sjaelland	Denmark	CI	09/13/19
Laura Lykke	Mathiasen	Ansager	Syddanmark	Denmark	CI	09/13/19
Lennart	Lundahl	Nacka	AB	Sweden	CI	09/13/19
Jonas	Eriksson	Valbo	Gavleborgs lan	Sweden	THCI	09/13/19
Lars	Jakobsen	Aabybro	Nordjylland	Denmark	THCI	09/13/19
Michal	Greszta	Wejherowo	PM	Poland	CI	09/14/19
Mikkel	Hald	Valby	Hovedstaden	Denmark	CI	09/14/19
Jarmo	Hurri	Helsinki	ES	Finland	THCI	09/14/19

For incoming test date and other CICIP events information, please visit:
<http://flyfishersinternational.org/Casting/CalendarofEvents/tabid/616/Default.aspx>

NEW REGISTERED INSTRUCTORS

Newly Certified Instructors listed according to test date.

First Name	Last Name	City	Region	Country	Certification	Test Date
Richard	Ostrowski	Smithfield	ME	United States	CI	09/20/19
Alexander	Vu	North Potomac	MD	United States	CI	09/20/19
Audrey	Wilson	Woods Cross	UT	United States	CI	09/21/19
Greg	Hardy	Silverthorne	CO	United States	CI	09/21/19
Kenneth	Kanemoto	Longmont	CO	United States	CI	09/21/19
Tom	Parham	Annapolis	MD	United States	CI	09/21/19
Paul	Barber	Swanton	OH	United States	CI	09/22/19
Young	Kwon	Irvine	CA	United States	CI	09/22/19
Leslie	Thiart	Garsfontein East	GT	South Africa	CI	09/23/19
Brian	Teal	Aurora	ON	Canada	CI	09/28/19
Peter	Lambros	Zephyr	ON	Canada	Ci	09/28/19
Michael	Wong	Aurora	ON	Canada	CI	09/29/19
Jacob	Powell	Kenmore	WA	United States	CI	10/03/19
David	Jenkins	Seattle	WA	United States	CI	10/03/19
Bill	Higashi	Aoba	Kanagawa	Japan	THCI	10/26/19
Wei Hung	Pan	Neipu Township	PIF	Taiwan	CI	10/27/19
He	Hu	Chongqing	Chongqing	China	CI	10/30/19
Jian Li	Wu	Fengtai District	Beijing	China	CI	10/30/19
Weihao	Sun	Shanghai	Shanghai	China	CI	30/10/19
Ning	Yu	ChengDu	Sichuan	China	CI	30/10/19
Haochao	Zeng	Guangzhou	Guangdong	China	CI	10/31/19
Hu	Lei	Chongqing	Chongqing	China	CI	10/31/19
Xuan	Kan	Beijing	Beijing	China	CI	10/31//19
Ling	Chen	Shanghai	Shanghai	China	CI	01/11/19
YiQing	Zhao	Beijing	Beijing	China	CI	01/11/19

For incoming test date and other CICIP events information, please visit:
<http://flyfishersinternational.org/Casting/CalendarofEvents/tabid/616/Default.aspx>

The Editorial Team



Brian DeLoach, MCI, Editorial Director. Brian is a high school teacher and adjunct professor of English at Lee University where he also serves as an instructor for their fly fishing program. In addition to *The Loop*, his work has appeared in *American Angler Magazine*, *Denver Outfitters*, various political publications, and multiple peer-reviewed journals.



Mac Brown, MCI, is the owner of Mac Brown Fly Fish and Fly Fishing Guide School in Bryson City, NC. He is the author of *Casting Angles* and contributor to numerous magazine articles. Mac will serve as a technical advisor for the *Loop*. He enjoys adventure travel with his family when not teaching fly fishing techniques.



Peter Morse MCI is a professional Australian fly fisherman of many years who fishes in all waters for all species without prejudice. He is the author of countless magazine stories and 3 books, as well being a television presenter and script writer.



Bruce Richards, MCI, Montana, USA, designed many great lines for Scientific Anglers and wrote the seminal work, *Modern Fly Lines*. He is a former chair of CBOG and was instrumental in the development of the Casting Instructors' Certification Program (CICP).



Paul Brown, MCI, THCI & L-1 Examiner, England. Paul is also a member of the UK's Game Angling Instructors' Association (GAIA) and holds the Advanced Professional Game Angling Instructors' qualification (APGAI) in both double-handed and single-handed and is also a qualified GAIA Mentor and Assessor. Paul is a published author of children's books, he also has 30 years media experience with some of the best ad agencies in England.



Bintoro Tedjosiswoyo is a CI & THCI who lives in Melbourne, Australia. Bintoro is a commercial graphic designer and illustrator, he is *The Loop's* graphic design editor and illustrator.

All correspondence to be addressed to: loop@flyfishersinternational.org - Website: <http://flyfishersinternational.org/>

Copyright © 2020, Fly Fishers International (FFI) The Loop and the individual contributors.

All materials contained in this publication are protected by United States copyright law and may not be reproduced, distributed, transmitted, displayed, published or broadcast without the prior written permission The Loop and the author or contributor of that content. However, you may download material from The Loop for your personal, noncommercial use only. Links to Web sites other than those owned by the FFI are offered as a service to readers. Neither the FFI nor the editorial staff of The Loop was involved in their production and they are not responsible for their content.