

The Creel

A Publication of Northern Kentucky Fly Fishers



March 2020

Changes Coming and We Need Your Help



Save This Date:
November 7, 2020

NKFF Banquet 2020 Update

By Josh Lillard

For those that couldn't attend the February 6th regular monthly meeting, I asked everyone to get their phones out and lock in **Saturday November 7th 2020** for this year's annual fund raising Banquet. **STOP READING AND DO THAT RIGHT NOW!**

I want to thank everyone who responded to my request for help on generating new ideas and beginning the planning for the 2020 Banquet. We had our first Banquet planning meeting on January 15th and had a terrific turnout. As a result, we have gotten an early and very productive start planning this year's Banquet.

The Banquet committee has been working diligently and I'm happy to report that we already have our location and caterer selected, contracts have been signed and deposits paid. We will be having the banquet at St. Barbara's Sterling Event Center at 4042 Turkeyfoot Rd in Erlanger, KY 41018. We have also booked Mardis & Meyer caterer, the company we have used for the last 4 monthly meetings.

Based upon input from you, our members, we will be making some significant changes to this year's Banquet.

- ◆ We are asking you to make a financial donation to the Banquet so that we can pool these funds and purchase higher end and more desirable prizes. You can donate today, just by clicking [HERE](#).
- ◆ We intend to increase the value and limit the number of general raffle items.
- ◆ We will have a live auctioneer this year for some of the prizes that we offer.



NKFF Banquet 2020 Update

(Continued from page 2)

- ◆ We will be introducing new and fun ways to increase audience participation.
- ◆ If you have already purchased something for the Banquet or are contemplating this, please contact Josh Lillard at josh@nkff.org or 859-750-3142.

I hope that you are as excited about this year's banquet as I am. I will be providing an update each month informing you of the progress we are making. Please remember that our Mission is dedicated to promoting the sport of fly fishing through education, conservation and preservation. We cannot accomplish all the things that we do, without the generous donations that our membership provides to allow us to give back to the community.

A Special Request About the 2020 Banquet Venue

Another change that we will be making to this year's banquet is the start time. **We are changing the starting time of the Banquet to 6:15 p.m. to be respectful of those leaving mass at St. Barbara's Church.**

We are a club that if you say we are starting an event at 6:15, then people invariably start showing up at least 1/2 hour early. For most events early arrival is a good thing, but not for this year's banquet. **Please don't arrive any earlier than 6:15 p.m.**



We will be announcing an official offsite social hour for those that want to get together before the official start time of the Banquet. Look for a location to be announced in the months to come.



NKFF/Orvis 50/50 On The Water Film Tour

By Kerry Premec

Northern Kentucky Fly Fishers has been selected as 1 of only 100 sites for the Orvis 50/50 on the Water Film Tour. The Orvis 50/50 on the Water campaign aims to inspire more women to get out on the water and discover the joys of fly-fishing. The 50/50 on the Water Film Tour is a family-friendly night of fly-fishing films.



You'll leave the event inspired and energized by the storytelling, which highlights anglers and fisheries from around the world.

Tickets are on sale now.....[HERE](#)

What: Orvis/NKFF on the Water Film Tour

When: Wednesday, March 18th from 6:00 pm until 9:00 pm. Doors open at 6:00 pm, the show starts at 7:00 pm.

Where: Braxton Brewing Company

“The Loft”

27 West 7th St.

Covington, KY 41011



Our sincere thanks to [Braxton Brewing Company](#) for their sponsorship of this event.



NKFF Dues Are Due March 1st

If you have already paid your dues, then we thank you very much !!

We are thrilled to have you as a member of NKFF and appreciate your continued support by renewing your dues which are due on March 1st.

Dues are \$30 for an individual and \$35 for a family membership.

There are several options available for you to pay your dues.

- ♦ Pay Online [HERE](#)
- ♦ Pay by cash, check or credit card at or March 5th monthly meeting.
- ♦ Mail a check payable to NKFF to:

P.O. Box 17541

Lakeside Park, KY 41017

Questions? Contact [Mark LeSuer](#)

Time to Renew Your Kentucky Fishing License License Expired February 28th, 2020



For your information:

License & Permit Fees [HERE](#)

How to Buy Licenses & Permits [HERE](#)

Check out the *Kentucky 2020 Fishing Forecast and Tips* [HERE](#)

Remember that the Kentucky Department of Fish & Wildlife Resources gets its funding from the sale of hunting and fishing licenses and permits and a portion of boating registration fees. It also receives some matching federal dollars. However, unlike most states, the Department gets no funding from tax dollars allocated by the legislature. That's right, no funding from the general fund. Therefore, it is important that we buy our licenses and support the Department.

The sporting community, the men and women who buy licenses and permits, fund the Department of Fish & Wildlife Resources. That gives us a powerful voice and it reduces the influence of politics on how things are run. Let's keep it that way.



2020 Monthly Meeting Programs



April 2: **Jeff Crosby** is the Central District Fisheries Biologist for the Kentucky Department of Fish & Wildlife Resources. The Central District includes all of Northern Kentucky and all counties west of I75 to the Ohio River with the lower most counties include Garrard, Boyle, Washington, Nelson and Bullitt. Jefferson County (Louisville) is in the Central District.

Jeff will be talking to us about fishing opportunities within the District or within a 2 hour drive of Northern Kentucky. Many of these waters are an hour or less drive. He will be telling us about wading opportunities as well as waters that can be fished with a kayak or canoe. Many members have wanted to learn more about waters that are closer to home and Jeff really knows his stuff.



May 7th: After her presentation in January of 2018, many said that **Susan Thrasher** was one of the best speakers we had ever had. Since then we have had many guided trips and fly fishing clinics with Susan and our opinion of her has only heightened.

This year in addition to speaking to NKFF she will be unveiling her new book, Thrasher's Fly Fishing Guide: An Essential Handbook for All Skill Levels. By the way, NKFF member Ron Ellis wrote the preface and NKFF is mentioned a couple of times in the book.

Susan will be giving us another fabulous talk at the May 2020 meeting. She will also be signing books. Our meeting will literally be the first time the book will be introduced to the public, so let's give Susan a rousing NKFF welcome and congratulate her on her new publications. Should be a good one.



Register for meetings at nkff.org or by email at reservations@nkff.org

NKFF member John Czarnecki made one of his line winders for the club. Mike Arnold finished it off with the reel mount and spool mount for line or backing.

We will have it at our monthly meetings so that people that would like to get help spooling their reels with backing and line can bring them to the meetings and get assistance.

Thanks to John Czarnecki and Mike Arnold for this wonderful gift to the club.



Removing old line from a reel



Putting new line on a reel

March Calendar Highlights



March

- 1, 8, 15 Sun** NKFF Beginner's Fly-Tying Class - Boone Cty Main Library in Burlington - 2:30-4:45pm (A McDaniel)
- 3 Tue** NKFF Camp Ernst Boat/Canoe/Kayak Lake Float and/or Bank-Walk & Fish – 4:00pm – dark (J Lillard)
- 5 Thu** NKFF Meeting @ Florence Lions Clubhouse in Florence, KY - 5:30-9:30 – Chad Miller of Sugar Creek Anglers - Warm Water Fly-Fishing Tactics
- 6 Fri** Deadline for RBSF Nominations
- 7 Sat** Wildlife Women Fly-Fishing Class @ New Day Ranch Conference Center in Verona, KY – 10:00am – 4:00pm - (NKFF Educators)
- 10 Tue** NKFF Monthly Fly Tying at various locations TBD – 6:30pm – 8:30pm (R Arrowood)
- 11-15 Wed-Sun** NKFF Western NC (Hot Springs area) Trout Trip – (J Lillard) – leaving Wednesday (12th) after work – staying in a great house right on the stream and several cabins just up the road
- 18 Wed** NKFF Orvis 50/50 Fly Fishing Film Tour at the Loft in Braxton Brewery 6:00pm – 9:00pm. Tickets are available [HERE](#).
- 19 Thu** NKFF Pack 727 Cub Scout Fly-Casting Instruction – 7pm – IHM Britt Hall (D Bottoni)
- 21 Sat** NKFF Float (only) & Fish Trip – 8am – 3pm –Stanfield Lake near Seymour, IN - launch your Watercraft (boats, canoes, kayaks, pontoons and fish the lake) (R Francis)
- 24 Tue** 5th District Federation Meeting – United Trappers / Lloyd WMA Clubhouse in Crittenden - 6pm
- 26-29 Thu-Sun** NKFF Spring Steelhead Trip to Steelhead Alley in northeast OH drive up on Thursday, fish Fri-Sun – guide-day on Friday (cost is about \$160.00 per person) – (J Randall)
- 28 Sat** NKFF Local Fly-Fishing Introduction Day Trip to a farm pond in KY – KY Fishing License required – come out and learn to catch bluegill and bass.

April Calendar Highlights



April

2 Thu NKFF Meeting @ Florence Lions Clubhouse in Florence, KY - 5:30-9:30 – JEFF CROSBY of KDFWR on Great Fishing Destinations within 2 Hours of Northern Kentucky

4 Sat Kenton County Fly-Fishing Class @ Kenton County Library (Erlanger branch) 10:30am – 4:30pm (NKFF Educators)

9 Thu NKFF Markland Dam White Bass Run – 4:00pm – dark (J Lillard)

14 Tue NKFF Monthly Fly Tying at various locations TBD – 6:30pm – 8:30pm (R Arrowood)

15 Wed NKFF BOD Meeting - 6:30pm - Emerge ITS at 1895 Airport Exchange Blvd #170 in Erlanger, KY

16 Thu NKFF Zebco Outfit Refurbishing & Re-Lining - 6:30pm - HY-TEK Material Handling – 2200 Arbor Tech Dr, Hebron KY

18 Sat Boone County Fly-Fishing Class @ Boone County Library - 10:00am – 4:00pm (the Maplewood Gym near the Boone County Fairgrounds lake at the west end of Barneys Rd – GPS 39.033778, - 84.732723) (NKFF Educators)

19 Sun NKFF Local Fly-Fishing Introduction Day Trip to Alexandria Park Lake in Alexandria, KY – come out and learn to catch trout (left over from the March stocking) bluegill and bass

22 Wed NKFF White Bass Wading Trip to East Fork of Whitewater River near Liberty, IN – 8:00am-4:00pm (J Cruse) – Meet at Jay's Dairy Bar parking lot in Liberty (7:00am)

25 Sat Woodford County Fly-Fishing Class @ Woodford County Library (Versailles, KY) 10:00am – 4:00pm (NKFF Educators)

25 Sat NKFF White Bass Wading Trip to East Fork of Whitewater River near Liberty, IN – 8:00am – 4:00pm – J Branam) – Meet at Jay's Dairy Bar parking lot in Liberty at 7:00am


28 Tue 5th District Federation Meeting – Gallatin County Fish & Game - Sparta Park in Sparta, KY- 6pm

A Grandpa's Lesson

By Eric Berendsen *(Editor's Note: Eric Berendsen is one of the founders of Kentucky Trout Tour. You can learn more about Kentucky Trout Tour on their FaceBook Page <https://www.facebook.com/kytrouttour>)*

My grandfather, Daniel Ward, passed away a little more than a decade ago. Now in my 30s, I'm starting to understand some of the lessons he gave me throughout life while learning new ones that he is still teaching me in his absence.

My grandparents on my mother's side played an instrumental role in raising my brother and I. They attended every one of our school and sporting events such as presentations given on grandparents day in preschool and soccer games on the weekends. I could always hear them cheering me on from the sidelines or from the back of the classroom. They were always there when we needed them. My grandma used "hands-on" approaches to teaching and shaping me, while grandpa used a "give direction and purpose and let 'em figure out the rest" approach. This kind of teaching went beyond the simple "this is how you do it" methods and dove fur-



(Continued on page 12)

A Grandpa's Lesson

(Continued from page 11)

ther into the “this is why you do it” lessons. Somehow the one lesson I didn’t grasp during his lifetime was about fishing.

He was an extremely passionate and dedicated fisherman. He always shared fish-



ing stories around the table at family events or attempted to show me how to correctly tie a hook on a line when the moment was right. As time went on so did the lessons, but I started to divert my attention as most kids do. As a teenager, I would humor him and give minimal attention until he would allow me to return to my skateboard waiting in the driveway. Next thing I know I was a 19-year-old skater punk who just got word that his grandpa had a stroke. The following days became a blur as I dealt with the sudden and unexpected loss of this person who had always been there in my life. “Was that it?”, I asked myself. “No more lessons or guidance?”

(Continued on page 13)

A Grandpa's Lesson

(Continued from page 12)

No more talks on subjects far and wide?" The short answer: No, this was not the end.

Of the numerous items entrusted to me, his fly rod left an impression, "but why?" I wondered. "I don't even know how to cast that thing." He never showed me how to operate this equipment... or I never listened. Holding this brightly colored line wrapped around an elegant and classic reel while staring down the 8.5' graphite rod sparked an interest I never had before; I now felt the need to understand this fly fishing thing. My grandmother dug out a dusty VHS tape on casting, a few magazine clippings, and a few flies that were scattered about the house. I watched that film and studied those articles as if I were prepping for brain surgery. I practiced casting that rod in the side yard so much that I destroyed the fly line from hitting grass and stones around the house. In no time I was ready to hit the water.

What I still hadn't learned was the "why" part of fly fishing. Why bother with all this difficult casting and strange lures when I can catch a fish with a worm and bobber like he showed me as a kid. After years of dedicated learning to this strange way of fishing, I believe this whole thing was one of his "let him figure it out on his own" kind of lessons. "Just equip him and give a slight nudge in the right direction; the current will steer him where he needs to be."

Now, so many years later, I continue to cast a



(Continued on page 14)

A Grandpa's Lesson

(Continued from page 13)

fly towards rising fish but not alone. My wife has been captured by the fly fishing bug along with so many of my close friends who are now also enjoying this amazingly captivating sport that teaches so much more than “how to catch a fish.” We learn the “why” part of fly fishing by being an active participant, but I’m not going to share that lesson with you, it is one you will need to figure out for yourself. It’s worth it.

In the last decade, I have acquired and retired a lot of fly fishing equipment to meet the needs of our many fishing adventures. One important piece still makes it on almost every outing: that classic fly reel from my grandfather. It has felt the tug

and loss of so many fish, like the emotions that come along with the relationships we build with our loved ones and the moment we lose them. I like to believe that my grandfather controls the drag of this old reel, playing out the fish with his lessons, sometimes too strong, sometimes too subtle, but always in the exact way he wanted me to learn the “why” part when it comes to fishing and life.




3 Questions About The Very End Of the Fly Line Rig

By Wayne Noakes

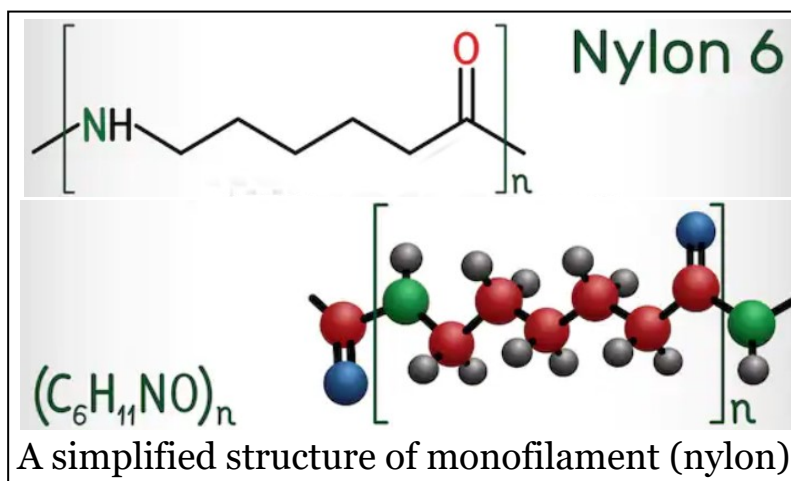
Before we get into the weeds I think that leader and tippet technology has been more important than rod, reel, and even fly line development! In all my years fly fishing, the science that has gone into the tippet material we use in our sport has really made time on the water more enjoyable. So I think it is worth spending some time exploring that very last section of our fly rig, the tippet!

Let's explore three questions around tippet material!



1) The Type

Monofilament and fluorocarbon are both created using a manufacturing process called “extrusion”. Extrusion is the process of taking the liquid form of a substance and pushing it through a tiny hole, in order to create a single filament, or mono-filament, of line. The major difference between monofilament and fluorocarbon is their unique molecular composition.



The extrusion process

The oldest mono chemistry is really just NYLON and it came out of the laboratory and onto the market around the time WWII began. It was renamed MONOFILAMENT a short time later because it was produced as a single strand polymer. In no time it replaced the state of art gut leaders that had been in use for decades. If

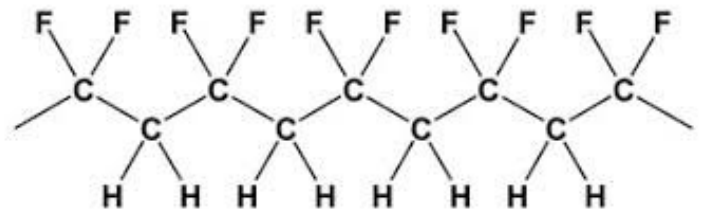
you want to read some of the history on [gut leaders](#) you will be amazed at the care and time needed to keep them in working order.

(Continued on page 16)

3 Questions About The Very End Of the Fly Line Rig

(Continued from page 15)

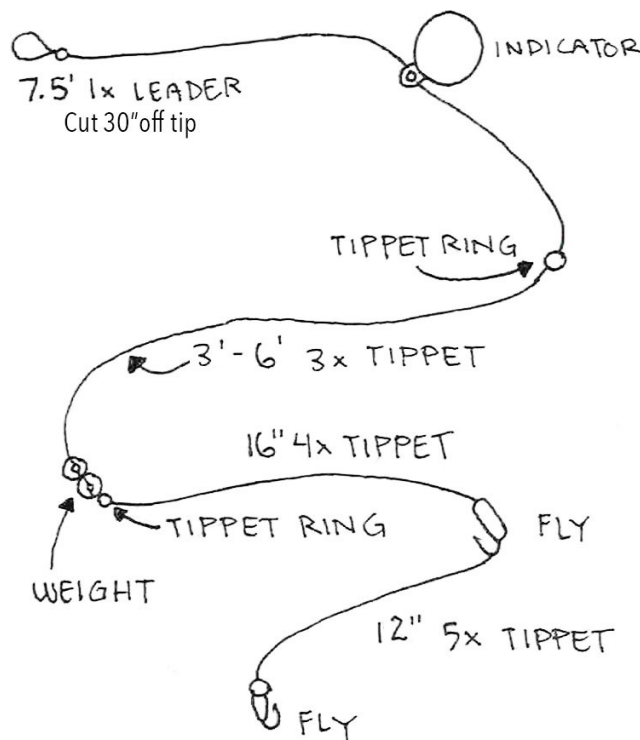
The new kid on the block FLUOROCARBON or POLYVINYLIDENE FLOURIDE (PVDF) was introduced around 2000. It has had a couple of chemistry shakeups since it was first put on the market. Fluorocarbon fishing lines are made by amalgamating hydrogen, carbon and fluorine molecules. It is single stranded just like monofilaments of nylon. But the line is heavier and denser.



Polyvinylidene fluoride (PVDF)

A simplified structure of fluorocarbon

INDICATOR RIG



But remember, both monofilament and fluorocarbon are produced by the same extrusion process and are therefore monofilaments (or single strands), but monofilament has nitrogen and oxygen in its chain and fluorocarbon has fluorine.

No advice, just some rambling observations, When fishing nymphs, fluorocarbon is much easier to untangle when one or two droppers are used. Fluorocarbon is somewhat stiffer and stiffness will vary between brands with more stiffness = more cost. But obviously stiffness is a helpful factor when using nymphs.

In fly fishing there are multiple opinions and variations that will work. I normally use fluorocarbon tippet not only to help with the mostly short casts that I do, but because it is more

(Continued on page 17)

3 Questions About The Very End Of the Fly Line Rig

(Continued from page 16)

durable against rocks, logs, and split shot abrasion. And don't forget about fewer tangles.

For the few times I fish with dry flies I want the flexibility of nylon. I want to use the most supple tippet so I can attempt a cast more accurately to the target but also to achieve the best and longest drift whether that is on a stream or still water. Nylon, due to it's softness, will let you attempt to add some slack or "s" curves into your cast when fishing dries.

2) How Thick

I need every advantage I can lawfully get by with so I use the thickest X tippet I can get away with on any given day. And when going after Steelhead I really push the limit on thickness!

I believe one of the most important things is that the fly/flyes must be able to achieve some movement. Picture this, a #18 Tan Caddis tied onto a 3X tippet. If you can get the 3X through the hook eye, any movement once the knot is tied would be almost impossible due to the stiffness of the 3X. But if you tied on a #8 olive wooly bugger on 3X it would move just fine.



By doing a little online research you can find dozens of tippet vs. fly size charts. But another thing you must remember is that the tippet must be thick enough to overcome any wind when casting a dry or to be able to manage the weight of a nymph with or without split shot.

(Continued on page 18)

3 Questions About The Very End Of the Fly Line Rig

(Continued from page 17)

What X tippet you use when casting a dry with a dropper?

Some additional observations...I try to keep in mind to use as thick a tippet as I can get away with and still small enough for a little fly movement. Keep in mind that when fishing nymphs on a more tight line, the weight of the nymph and or split shot will do the brunt of the work so worrying about tippet turnover is seldom an issue.

Tippet vs. fly size chart

Tippet Size in X	Diameter	Approximate Breaking Strength LBS	Recommended Fly size
8X	.003"	1.75	22-28
7X	.004"	2.5	18-24
6X	.004"	3.5	16-22
5X	.006"	4.75	14-18
4X	.007"	6	12-16
3X	.008"	8.25	6-8
2X	.009"	11.5	4-8
1X	.010"	13.5	2-6
0X	.011"	15.5	1/0-4

I have fished with folks who use fluorocarbon when fishing dry flies! Some have said because it sinks into the surface film it causes less of a shadow. Others had no reason except they like to use it in all applications! But I also know that if you fish a length of nylon using dry flies during the day it will absorb some water and also get into the surface film a little. What do you think?

3) How Long

This is simple, as long as I can get away with! Which means the longest length I can attempt to control at various distances. This of course would include such factors as water clarity, stream velocity, what type of flies I'm using and to a lesser degree depth.

I have learned from many years of trying all kinds of rigging that when fishing/ swinging streamers in moving water there is no need to use long tippets. Depth is

(Continued on page 19)

3 Questions About The Very End Of the Fly Line Rig

(Continued from page 18)

achieved with weight, casting angles and retrieve speeds. For dead drifting in still water use tippets with split shot long enough for the desired sink rate for the fly to be at the depth needed when it is close to where you think the fish are. That is an easy formula, isn't it!

The lengths below are only a starting point. Some fly fishers like longer, some like shorter leaders

Rod	Leader Lengths	
6'-0"		(86-98" total)
7'-6"	50" Leader -	3'-4' tippet
7'-6"		(104-128" total)
8'-6"	68" Leader -	3'-5' tippet
8'-6"		(124-148" total)
Plus	76" Leader -	4'-6+' tippet

P.S. We must also be able to tie good knots and know how to play larger fish when we are lucky enough to have one eat our fly! More fish are lost to poorly tied knots and improperly playing a fish than you can imagine.



Understanding Rise Rings

By Rob Fightmaster

When a trout feeds on or near the surface, it creates a ring in the water that can appear as a violent splash or a mere dimple. Recognizing certain characteristics of this rise ring can tell you a lot about where the fish is positioned, where his feeding lane is, his size and possibly what he's feeding on.

Lengthy chapters of vast and detailed information on this topic can be found in a number of well known fly fishing books. I recommend reading them. This article will attempt to condense that information into a useful overview. As always, these are general rules to which there are always exceptions!

Common or Simple Rise

A common rise is characterized by a quick view of the trout's head, dorsal fin, and often "wagging" tail, followed by a boil of water. It indicates that the trout is positioned near the surface and feeding on insects on the surface or near the surface film. The insects are probably medium to large in size. Because of the increased exposure to predators, trout rarely position themselves near the surface unless there is a lot of food available. So, if you see this kind of rise, keep watching. Chances are you will see the same fish repeatedly feeding.



Dimple Rise

Surface Swirl

The surface swirl is similar to the common rise but without the appearance of the head, fin or tail. You only see the water boil. In this case, the fish is probably positioned within a foot or two of the surface and is feeding on insects at least two inches below the surface. You can spend hours casting dry flies to these kind of rises without a take, but an unweighted nymph or wet fly fished just below the surface can be deadly.

Poking or Dimple Rise

As the name implies, this rise form appears as just a dimple on the surface and if you look carefully, you can often see just the nose of the trout penetrate the surface. This rise form also suggests the trout is positioned near the surface but likely feeding on small insects on or just below the sur-

(Continued on page 21)

Understanding Rise Rings

(Continued from page 20)

face. This type of rise is most often seen in slower pools and runs, slow edges of currents and eddies.

Splashy Rise

When a rise ring is more of a splash, it can mean a few things. Usually, it just indicates that the trout is positioned deeper in the water. By traveling farther up the column for food, the trout's momentum often results in more of a splash on the surface. If the trout is positioned deeper, this was likely an opportunistic rise from a fish not necessarily focused on the surface. You may never see him come up again.

Similarly, trout feeding on insects that emerge and get off the water quickly can display a splashier rise. Caddis flies fit this description, so many anglers assume (sometimes incorrectly) that a splashy rise means trout are feeding on caddis. And sometimes a splashy rise can simply be the result of a smaller, eager trout rising recklessly.

Gulping Rise


A gulping rise is like a greatly exaggerated common rise. The trout's mouth is wide open and his entire backside breaks the surface, followed by an often audible "gulp." You're likely to see this type of rise during very heavy hatches when there are frequently multiple bugs very close together on the surface. The trout may eat as many as six bugs in one rise. If you're seeing this, you're at the right place at the right time. Try to match what you see on the water and don't get your leader in a big tangle!

Jumping Rise

A jumping rise is when the trout completely clears the water, sometimes by a few feet!

This could mean the fish is feeding on bugs in the air just

above the surface, or possibly something large like a mouse or even baitfish. In any case, a jumping rise suggests a brief moment of opportunity and not a steadily feeding trout. I don't recall ever standing in a pool and seeing dozens of trout routinely jumping out of the water. Most experi-



Jumping Rise

(Continued on page 22)

Understanding Rise Rings

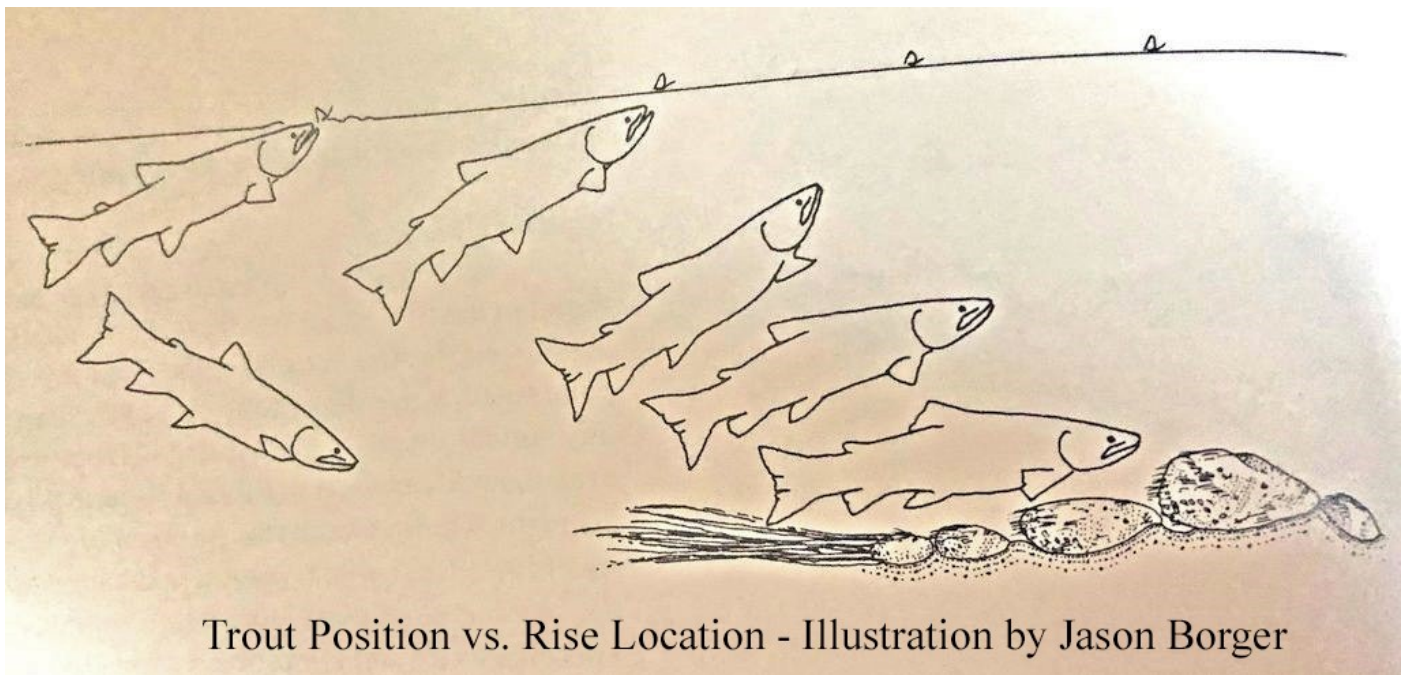
(Continued from page 21)

enced anglers recognize the jumping rise as fool's gold, shake their heads and move on.

Where is the trout?

As mentioned above, certain types of rise rings can suggest how deep the trout may be. However, there are other things to consider when determining where in the stream that trout is positioned.

First and foremost, when a trout rises in a stream, he is going to drift back during the process,



Trout Position vs. Rise Location - Illustration by Jason Borger

then return to his original position. So the trout is actually positioned upstream of where you saw him rise. If he is holding near the surface, his position may only be a few inches upstream of the rise. If he's holding in deeper water, his position may be several feet upstream of the rise.

When a trout rises, you're also going to see a "push" of water, like a little wave. That wave usually pushes upstream. But if the wave pushes to one side or another, it indicates that the trout came over to feed. So, he may be holding in one lane and feeding in another.

There's a lot to this, I know. The best advice I can offer is when you see a trout rise, don't immediately cast a dry fly to that spot. Think about what the rise looked like and stop and look for others. Identifying rise rings may not give you all the answers, but it will give you a great place to start!

How to Drive Wayne Noakes Crazy ?

- Mess with the language of fly fishing

By Tim Guilfoile

Wayne looked at me with that grin that says “I’ve just discovered something that is so stupid, so silly that I’ve just got to share it”. If you know Wayne, you have seen it before. “The Millennials have been messing with the language of fly fishing and I just don’t know what to do with it”, and he couldn’t hold back a good ole belly laugh.

Now Wayne is a reader and the breadth of his discoveries uncovers tidbits of both enlightenment and trivia that I never seem to uncover. He said, “They’re suspenders now. First they were bobbers, then strike indicators and now the Millennials are calling them suspenders.” He was flabbergasted and said, “It’s all good”. And he laughed, but I could tell he was irritated. That is Wayne’s favorite line when he is so befuddled by something that he can’t quite find the words to express bewilderment.

I had never heard the term “suspender” except as the noun used to describe that which holds up my waders.

As a matter of fact, I had to look up the age categories defined by the term Millennial.

In 2018, the [Pew Research Center](#) actually established a set of guidelines that defined where each person belongs depending upon their birth year. This is what they came up with:

- **The Silent Generation:** Born 1928-1945 (73-90 years old)
- **Baby Boomers:** Born 1946-1964 (54-72 years old)
- **Generation X:** Born 1965-1980 (38-53 years old)
- **Millennials:** Born 1981-1996 (22-37 years old)
- **Post-Millennials:** Born 1997-Present (0-21 years old)

I did a little research and the first use of the term that I could find, without leaving my computer, is in a book published in 2011 by George Daniel entitled “Dynamic Nymphing” and he is without a doubt a Millennial.

So I have included an article that parses this terminology, but I will never use the term “suspender”.

It's a Suspender - Not Just an Indicator

By Domenick Swentosky *(This August, 2016 Troutbitten article is retooled and re-visited here.) Editors Note: Domenick is a Millennial...no doubt about it.*

Bobber, cork, foam, yarn, dry fly. Those are my categories, but who cares? If you've been fly fishing and nymphing for a while, you've probably tried all of the above. You have your own categories and your own preferences, and that's great.

I don't want to argue about which of these tools is better. Instead, let's talk about what all of these things we attach to a leader really are. They're suspenders. Does it matter what we call them? Maybe. I'm not trying to change the world here — use whatever words you like — but I do think that defining a simple difference can be helpful.

"Strike Indicator" is the common term. We buy them in small packages of two or three. We buy them in various sizes

and colors. Maybe you even make your own, with water balloons you steal from your favorite toddler, or with macrame yarn and tiny orthodontic rubber bands leftover from when your daughter wore braces. Everyone calls them indicators. But in his book, *Dynamic Nymphing*, George Daniel introduces the term "suspender." It's a brilliant distinction that eliminates confusion and defines the real purpose of these small things attached to our leader.

Indicator or suspender? They're really two different things, and using the terms interchangeably creates some confusion. Wait . . . something is confusing in fly fishing? Yeah, all too common, right?

How about this: As the indy rig floated downstream, the bobber slowed, indicating that the nymphs were now suspended.

See what I mean? It's a complicated world out there.

So let's break it down

An indicator is anything that signals the strike from a fish. Good indicators also help identify leader angle, leader depth and where your flies are under the water.



It's a Suspender - Not Just an Indicator

(Continued from page 24)

A suspender is anything on the surface used to support/suspend flies and weight underneath the water surface.

So all suspenders are indicators. But not all indicators are suspenders. Digest that for a few seconds, because it's the crux of my message.

Here's an example: a sighter is not a good suspender. It's an indicator though. It shows where the flies are under the water, and it helps signal a strike.

It indicates. Pure indicators are things like a backing barrel, a sighter, small visible sleeves pushed over leader knots, and even the visible tip of the fly line. None of them suspend much, if any, weight.

Suspenders do more than indicate

Like an indicator, a suspender can signal a strike, and it can act as a reference for where your flies might be. But a suspender does two more important jobs.



First, the suspender supports flies and weight (it holds them up) at a maximum distance from the surface — if your suspender is 3 feet from the nymph, then your nymph cannot reach more than 3 feet deep.

Second, a suspender leads the nymphs downstream with the current. That's an important point, and I wrote about it in the post, *One Great Nymphing Trick*. Pure indicators, without the ability to suspend (like the Backing Barrel or a monofilament sighter) cannot do this.

Plastic, foam, cork, yarn and hackle: all are used to trap air and add buoyancy to a suspender. That buoyancy is what makes something a suspender.

Again, does defining the terms matter? I think it can help. I'm not naive enough to think that the fly fishing industry will start printing "Suspender" on those little packages. These tools will always be listed as indicators. But George will keep calling them suspenders, and so will I, if for no other reason than it helps us remember what the tool is capable of.

Fish hard, friends.

“Remember to Breathe”

~ Michael Keaton on Fly Fishing and Acting

Podcast by: Marshall Cutchin

Access the podcast [HERE](#)

Actor and producer Michael Keaton talks about why fly fishing attracts creative people, the similarities between acting and fishing, and the value of focus.

Podcast Excerpt: “You know, fly fishing does that to some degree (unknowingly demands focus) cause it’s the crazy minutia. I’m sure this has happened to you, where you’ve been so locked in for hours and focused and locked and then you get, you step outside yourself and look at what you’re doing and it seems like a totally insane form of recreation. The big picture when you look at what you’re actually doing and the amount of hours and energy and focus and money you put into the ultimate goal, it seems like a totally insane pursuit. You know what I mean?”



Have You Ever Fished Virginia ?

Virginia contains over 3,500 miles of trout streams, in addition to numerous ponds, small lakes and reservoirs. The total includes over 2,900



DEPARTMENT OF
**GAME & INLAND
FISHERIES**

CONSERVE. CONNECT. PROTECT.

miles of wild trout streams and about 600 miles of water inhabited with stocked trout. Virginia's diversified trout habitat offers a wide range of trout fishing opportunities.

The Virginia Department of Game and Inland Fisheries provides a series of maps detailing the trout waters of the state. Broken down into five regions along the western fringe of the Old Dominion, they are an effort to include all the quality trout-fishing streams.

However, the maps do not indicate that all or part of the streams are open to the public. Some of the native trout waters require landowner permission, or additional permits. The VDGIF suggests calling their [regional offices](#) if you have questions.

In addition, they note they are giving the general location of each stream, but it is essential to obtain a topographical or county map to pinpoint specific locations before you start your fishing trip.

The maps are available online at the VDGIF [website](#).



NKFF Hosts Wildlife Women for Fly Fishing Instruction

When: Saturday, March 7 from 10:00 a.m. - 4:00 p.m.

Where: New Day Ranch Conference Center, 14838 Rosenstiel Rd, Verona, KY 41092

This class is coed and open to **all** members of NKFF. Please register [HERE](#).

At Wildlife Women we want to inspire women to embrace the beauty of the outdoors, gain support from new found friendships, and create a legacy to be passed down to future generations. We host a variety of events for women only, mother/daughter events, and events that are designed to include the whole family.



Wildlife Women founder Bridgette Holbrook did not grow up hunting and grew up with a natural fear of guns. As a young mom Bridgette found that her daughter had severe food allergies and no idea where to turn.

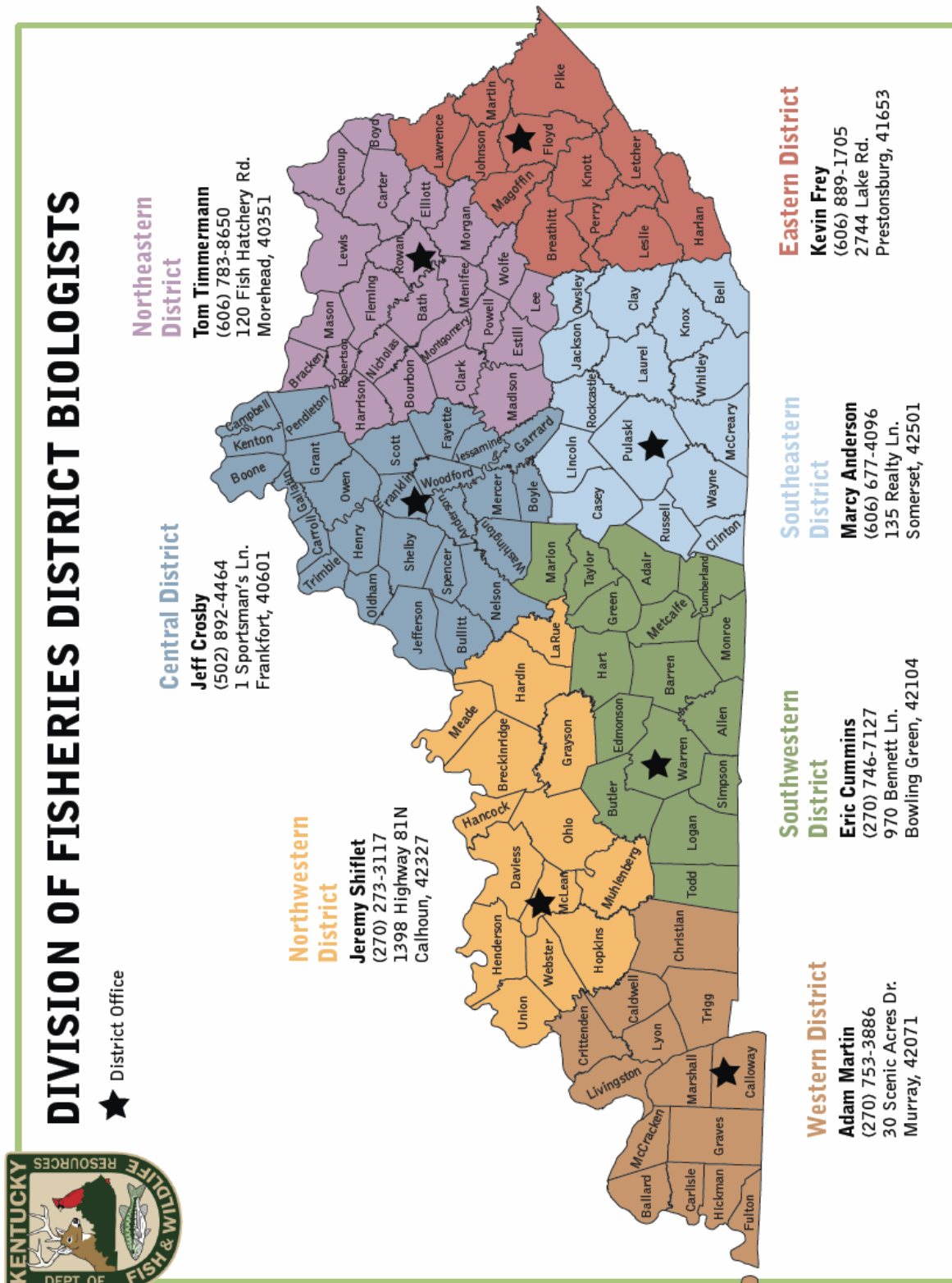
After doing some research, trial and error, and a little luck, she realized that her daughter could eat wild game without any negative consequences.

When she became a single mom and found herself having to hunt, she overcame her fear of guns, began hunting on her own for food and her passion for the outdoors reached new levels.

Today Bridgette and the entire staff at Wildlife Women are dedicated to educating others about the benefits of life afield and choosing the right equipment.



Do you want to talk to one of Kentucky's Fisheries Biologists? Well here is the key to which biologists cover each fisheries District in Kentucky and what counties comprise each District. Got a question? Call them, that is part of their job....to answer your questions.



Fishing In Neighborhoods

New Stocking Schedule for February 2020



The Kentucky Department of Fish and Wildlife Resources created the Fishing in Neighborhoods (FINs) program to provide anglers with quality fishing opportunities close to home. The program currently includes 43 lakes statewide. The aim of the program is to create quality fishing opportunities near urban areas of all sizes throughout the state. More information may be found [HERE](#).

Below is the schedule for the first 2020 trout stocking for FINs Lakes in Northern Kentucky

FINs Lake	County	Date	# of Trout
Camp Ernst Lake	Boone	2/18/2020	1800
Southgate Lake	Campbell	2/19/2020	500
Alexandria Community Park Lake	Campbell	2/18/2020	1800
Lake Pollywog	Grant	2/19/2020	1000
Leary Lake	Grant	2/18/2020	1800
Middleton Mills Long Pond	Kenton	2/19/2020	500
Middleton Mills Shelterhouse Pond	Kenton	2/19/2020	500
Prisoners Lake	Kenton	2/19/2020	750

[Subscribe](#) or join the [Digital Edition](#) for free.



DUN Magazine is no ordinary fly fishing publication. This quarterly publication is a work of art destined for your coffee table or favorite display shelf. Each edition is over-sized to showcase the photography inside. Standing at 11.75 inches tall and 9.25 inches wide, this is one impressive magazine.

The magazine is eco-friendly, made of recycled papers and vegetable ink. The cover is 80# matte cover stock with a soft touch and an foil stamped DUN logo. The text pages are 80# matte finish, printed with highest quality inks available.

We spare no expense in printing this publication. It is more like a book than a magazine. You've never seen anything like it.



Take Advantage of NKFF's Fly Fishing Classes

If you are new to fly fishing, Northern Kentucky Fly Fishers is all about educating folks about fly-fishing. We hope you take advantage of our classes before you go out and spend a lot of money on fly-fishing gear. We can save you a lot of confusion and probably a few dollars too.

NKFF holds several Basic Fly Fishing classes each year for various county agencies (Parks & Recreation, Community Education, Libraries, Schools, etc). These are open to the general public and NKFF members. We always do two in Kenton County (spring and fall sessions) and we do one each in Boone, Campbell, Grant, Pendleton and Woodford counties. This year we've added one in March for Wildlife Women, a Tri-State group.

March 7th – Wildlife Women at New Day Ranch in Walton – 10AM – 4PM
April 4th – Kenton County Library (Erlanger) – 10:30AM – 4:30PM
April 18th – Boone County Maplewood Gymnasium – 10AM – 4PM
April 25th – Woodford County Library in Versailles – 10AM – 4PM
June 27th – Pendleton County/Kincaid State Park – 9AM – 3:30PM
July 25th – Grant County Library in Williamstown – 10AM – 4PM
August 29th – Campbell County Library in Newport – 10:30AM – 4:30PM
October 3rd – Kenton County Library (Independence) – 10:30AM – 4:30PM

We also hold numerous “Members Only” fly fishing clinics throughout the year. In these classes, experienced members help new members get started fishing for and (hopefully) catching fish. Many of the classes are on local waters.

The Creel

A Publication of Northern Kentucky Fly Fishers

Editor: Tim Guilfoile tim@nkff.org

<https://nkff.org/>

